

Berinsfield Health and Wellbeing Survey Report

JANUARY 2024

A review of the feedback on the Berinsfield Health and Wellbeing Survey.

If you require this report in an alternative format (for example large print, Braille, audio, email, Easy Read and alternative languages) please email jointheconversation@southoxfordshire.gov.uk or call 01235 422425.

CONTENTS

| | |
|---|----|
| EXECUTIVE SUMMARY | 3 |
| ENGAGEMENT METHODOLOGY | 4 |
| ADULTS QUANTITATIVE AND QUALITATIVE RESULTS | 7 |
| YOUNG PEOPLE QUANTITATIVE AND QUALITATIVE RESULTS | 19 |
| ABOUT THE ADULT SURVEY RESPONDENTS | 30 |
| ABOUT THE YOUNG PEOPLE SURVEY RESPONDENTS | 34 |
| SURVEY | 37 |
| ENGAGEMENT POSTER | 51 |
| HOW WE HAVE USED RESULTS OF THE SURVEY | 52 |
| FURTHER INFORMATION | 52 |

Note: When stating percentages in the analysis, we are referring to the percentage of respondents that answered the specific question, rather than the total number of responses to the overall survey. Response percentages may not add up to 100% due to rounding up over .5 and rounding down under .5. Words that appear in italics are quotes taken from comments received.

EXECUTIVE SUMMARY

This report has been produced by council officers to analyse the comments received to the Berinsfield Health and Wellbeing Survey.

If you require this report in an alternative format (for example large print, Braille, audio, email, Easy Read and alternative languages) please email jointheconversation@southandvale.gov.uk or call **01235 422425**.

An online survey (with paper copies available) was created to gather feedback on health and wellbeing in Berinsfield. The survey ran from 20 September 2023 until 10 am on Friday 4 November 2023 and included questions on what kind of services, organisations and people in the community support health and wellbeing, what causes the biggest problems/barriers to people's health and wellbeing and what would help improve these.

For adults responding to this survey, most respondents (87%) responded to this survey as an individual /member of the public, followed a business/organisation (7%) and a voluntary and community sector (7%).

Key findings for adults:

- **Key finding 1:** Respondents were asked to select a maximum of three things they like about Berinsfield village. Most (70%) selected green spaces, closely followed by community facilities and activities (69%).
- **Key finding 2:** In relation to the community and loneliness, most respondents (61%) feel they are part of the local community, more specifically 43% agree and 18% strongly agree with this statement.
- **Key finding 3:** When asked about loneliness, most respondents (38%) feel lonely sometimes, followed by 30% who rarely feel lonely, whilst 13% never feel lonely.
- **Key finding 4:** Over a third of respondents (72%) agree or strongly agree that they maintain healthy lifestyle habits around food and eating and 12% disagree.
- **Key finding 5:** When asked what helps respondents stay physically and mentally well, the majority (72%) said spending time outdoor or in nature helps, closely followed by taking part in physically activity and movement (70%).
- **Key finding 6:** Almost half of respondents (48%) feel 'cost and affordability' is one of the biggest challenges faced when trying to stay physically and mentally well, closely followed by personal motivation (44%).
- **Key finding 7:** Of the respondents that said they have a physical or mental health condition or illness, over half (61%) said the condition or illness has reduced their ability to carry out day to day activities a little 22% of respondents said it has reduced their ability a lot.
- **Key finding 8:** 80% of respondents feel they have the skills and or qualifications to find employment, whilst (11%) disagree. The majority (41%) able to access local opportunities to learn new skills and/or gain qualifications, 22% expressed disagreement.
- **Key finding 9:** Most respondents (92%) see people smoking and vaping in Berinsfield. However, 6% do not. Consuming alcohol (74%) is also seen, whilst 24% have not seen this. 53% have witnessed people handling/consuming drugs in Berinsfield, but 37% have not.

Key findings for Young People:

- **Key finding 1:** Respondents were asked to select a maximum of three things they like about Berinsfield village. Respondents were asked to select a maximum of three things they like about Berinsfield village. 17% selected local family and friends, followed by green spaces (11%) and access to local services (11%).
- **Key finding 2:** When asked what helps respondents stay physically and mentally well, the majority (85%) said strong social support network and another 85% selected talking to people and seeking help.
- **Key finding 3:** Nearly three quarters of respondents (74%) feel personal motivation is one of the biggest challenges faced when trying to stay physically and mentally well, closely followed by cost and affordability (71%).
- **Key finding 4:** Respondents were also asked how mentally well they consider themselves to be, with 35% selected feeling quite well, 24% feeling neither well nor unwell.
- **Key finding 5:** In relation to the community and loneliness, most respondents (61%) either agreed or strongly agreed that they feel part of the community.
- **Key finding 6:** When asked about loneliness, 33% rarely feel lonely, 24% said that they who feel lonely sometimes, whilst 12% say that they feel lonely most of the time.
- **Key finding 7:** In relation to food, 38% of respondents neither agree nor disagree that they have access to healthy food options, 24% agree and 24% disagree. Over half the respondents (56%) agree that they or their family maintain healthy lifestyle habits around food followed by 26% who neither agreed nor disagree.
- **Key finding 8:** 26% of respondents neither agreed nor disagreed that there are local opportunities to learn new skills and/or gain qualifications, 23% agreed and 11% disagreed.
- **Key finding 9:** 29% of respondents neither agreed nor disagreed that they were able to access local opportunities, 20% disagree and 17% agree.
- **Key finding 10:** 57% have witnessed people handling/consuming drugs in Berinsfield, 20% have not and 20% selected I don't know. Of the 12 comments received on where young people saw alcohol, smoking/vaping and drug consumption and handling included "Cannot remember" and "I forgot".

ENGAGEMENT METHODOLOGY

An online survey was created to gather feedback on health and wellbeing in Berinsfield. The survey ran from 20 September 2023 until 10 am on Friday 4 November 2023 and included questions on what kind of services, organisations and people in the community support health and wellbeing, what causes the biggest problems/barriers to people's health and wellbeing and what would help improve these.

The survey was emailed to stakeholders asking them to help promote the survey amongst service users and staff. These included:

- Oxfordshire County Council
- SOHA
- The Berin Centre
- Berinsfield Community Association
- Berinsfield Leisure Centre/GLL
- Berinsfield Parish Council
- Berinsfield Library
- Berinsfield Leisure Centre/Social Prescribers
- Church
- Christians Against Poverty
- Local employers
- Abbey Woods Academy
- Riverside Counselling Service
- Berinsfield Youth Centre/Yo-Co youth charity
- South Oxfordshire District Council and Oxfordshire County Council Ward Member for Berinsfield
- Resident representatives in Berinsfield

Many of these partners helped promote the consultation for example The Berin Centre, SOHA and Abbey Woods Academy promoted this through their newsletters and websites.

A press release and social media messages (Facebook, Twitter, and Instagram) were posted throughout the live period. A news article was also placed in the Berinsfield Village Voice magazine and publicity was placed on the Spotted Berinsfield Facebook pages. The survey was also on the agenda at a range of meetings including the October Berinsfield Health and Wellbeing Group and the Berinsfield Community Network meeting.

A more targeted approach was developed to maximise responses from hard-to-reach groups which included SODC officers visiting Berinsfield to promote the survey at a Stay Well Saturday event organised by SODC on 21 October where free swimming vouchers for adults and children were distributed to those who completed the survey and their immediate family who were present at the event. SODC's Outreach and Community Development Worker in Berinsfield actively promoted the survey to the community, including vulnerable people and the Youth Centre actively engaged with young people to encourage and support them to complete the survey so that their views were captured.

For residents that did not have access to the internet or preferred a paper version, hard copies of the online survey were made available in community buildings (Library, Leisure Centre, Berinsfield Community Association, The Berin Centre and Berinsfield Youth Centre) and publicity posters were developed and displayed at these venues. Completed paper surveys were collected from these venues and manually inputted into the survey results.

Reporting methodology

- A total of 61 completed responses were received. This is made up of 42 responses via the online survey and 19 hard copy responses manually added to the survey.
- All survey responses have been captured but incomplete questionnaires were not included.

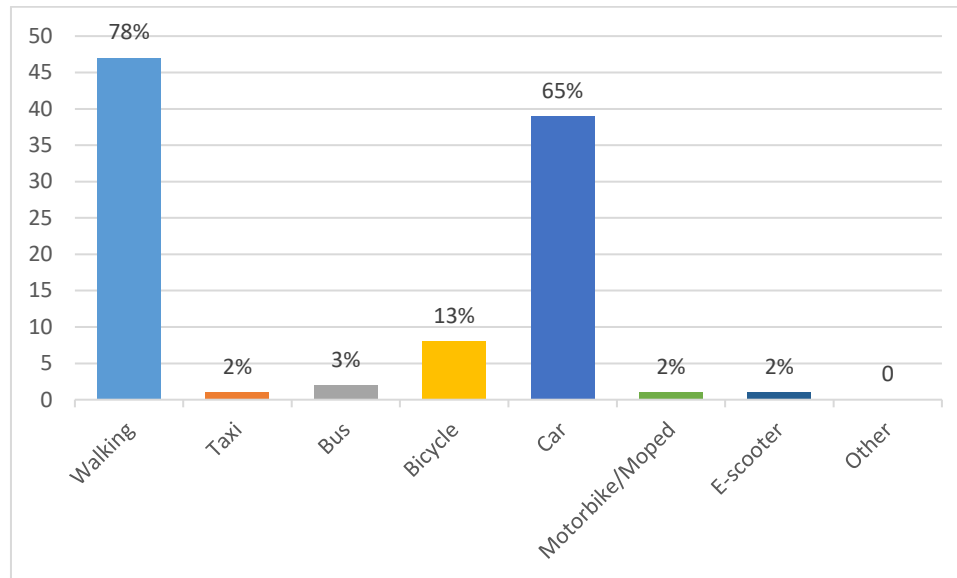
Responses which have given the nature of consultation with young people being done at a Youth Club setting and at the 21 October event, it was decided that these responses would be collated and analysed separately to fully understand their views.

- 34 responses were received from young people who completed the survey at a Youth Club and at the Stay Well Saturday event on the 21 October. Free swimming vouchers were given to those who completed the survey at the event and immediate family members who were also present.
- The Berinsfield survey was piloted with residents before it launched on the 20 September and 4 responses were received. The results to the pilot survey from residents helped shape the final questions - the pilot responses have not been included in the results.
- Please note, one of the questions asked respondents to select a maximum of three things they like about Berinsfield village. Several hard-copy responses were received, 9 didn't provide three options to this mandatory question meaning 'none of the above' and 'other (please specify)' were selected by council officer to make up the total three option.
- The survey was originally due to close at 10am on Friday 27 October 2023. Due to the publication of the Berinsfield Community Development Plan which includes details of the Berinsfield Health and Wellbeing project, the engagement period was extended for a further week and closed at 10am on Friday 3 November 2023.
- A summary of the comments received are included in this report. Any personal information supplied to us within the comments that could identify anyone has been redacted and will not be shared or published in the report. Further information on data protection is available in our privacy statement [here](#).

Adults Quantitative and Qualitative results

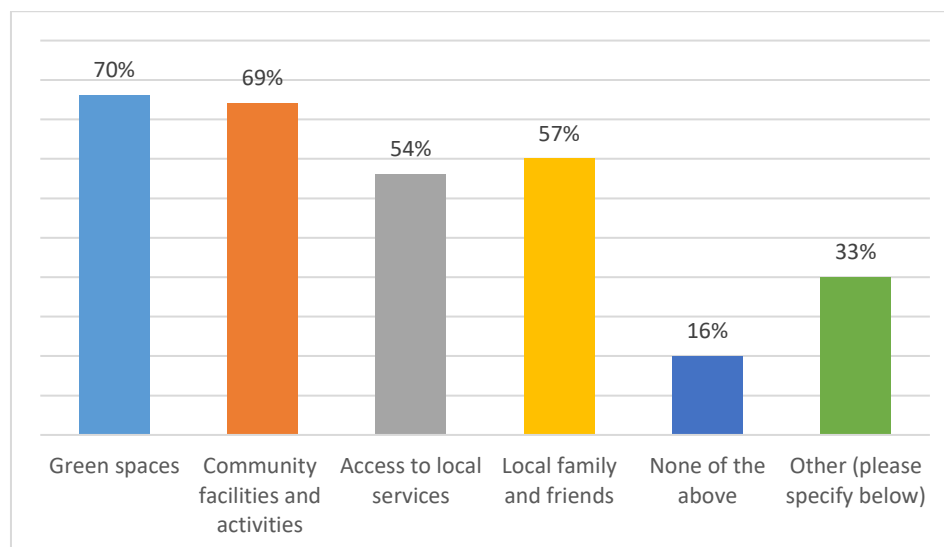
How do you normally travel in and around Berinsfield village? Tick all that apply.

Responders were asked how they normally travel in and around Berinsfield. 78% selected walking and 65% selected car. Other responses included bicycle (13%). Only 3% of respondents said that they travelled by bus, and 2% selected each of the options for taxi, motorbike/moped and e-scooter.



What do you like about Berinsfield village?

Respondents were asked to select a maximum of three things they like about Berinsfield village. Most (70%) selected green spaces, closely followed by community facilities and activities (69%). Local family and friends (57%) and access to local services (54%) were also frequently mentioned.



Other (please specify):

24 comments were received to the 'other' option. The most frequently mentioned comments (10) have been categories as 'other comments', one of which didn't provide any detail and the remaining 9 comments are admin notes for council officers to be aware of when analysing the results. This detail is included in the methodology.

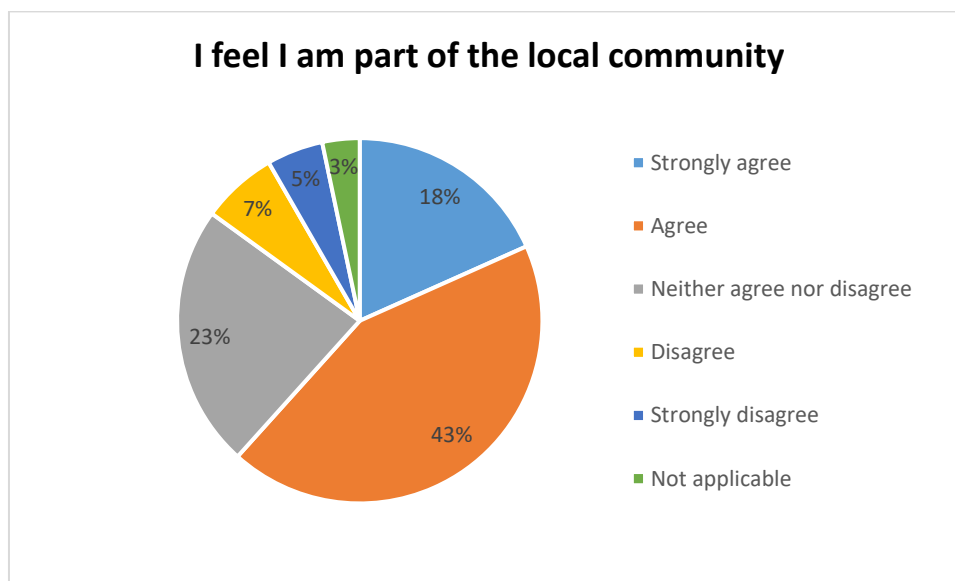
(7) were positive about the community, such as *'Friendly people operating local services e.g. church, The Berin Centre, Library'*, another respondent said *Berinsfield has an 'incredible sense of community'*, and another respondent said *'lots of community groups'*.

6 comments mentioned liking the location and facilities, more specifically a respondent said the *'shops are handy'*, whilst another respondent said, *'it's in the middle of the countryside (at the moment)'*. One respondent also said, *'more natural environment areas to promote local nature and inclusive of residents to enjoy and take pride'*.

How far do you agree or disagree with the following statements about Berinsfield Village?

I feel I am part of my local community.

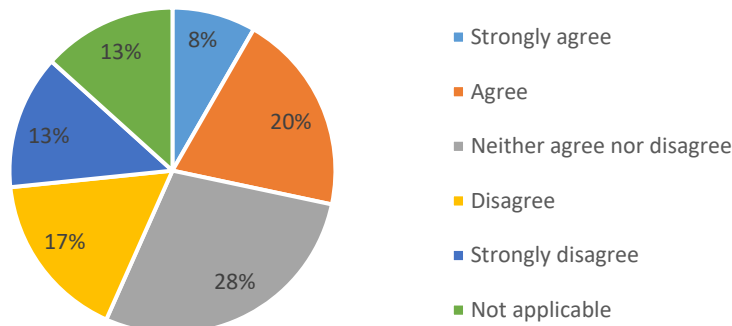
Most respondents (61%) feel they are part of the local community, more specifically 43% agree and 18% strongly agree with this statement. Whilst 12% expressed disagreement, 7% disagree and 5% strongly disagree.



I feel I am involved in the decision-making processes (e.g. Parish Council meetings, community network meetings or other local organisation meetings etc).

Most respondents (30%) disagree with feeling involved in the decision-making processes, 17% disagree and 13% strongly disagree with this statement, whilst 28% expressed agreement. 20% stating they agree and 8% selecting strongly agree. An equal number of respondents (28%) neither agree nor disagree with this statement.

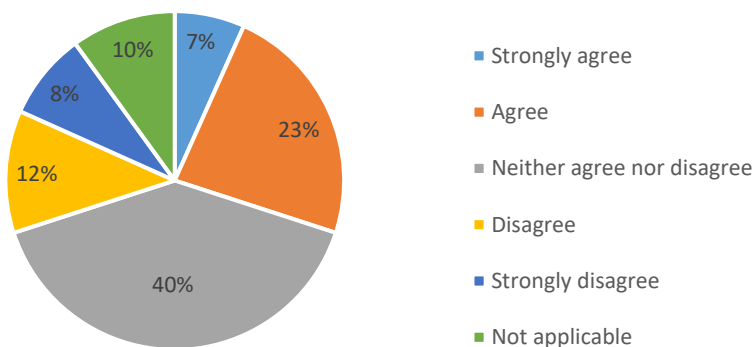
I feel I am involved in decision-making processes (e.g. Parish Council meetings, network meetings or other local organisation meetings etc).



I feel my views are listened to when asked about living in Berinsfield village.

40% of respondents neither agree nor disagree with the following statement: 'I feel my views are listened to when asked about Berinsfield Village'. This was closely followed by 30% who agree with this statement, 23% strongly agree and 7% strongly agree. Whilst 20% expressed disagreement with this statement, 12% stating they disagree and 8% selected strongly disagree.

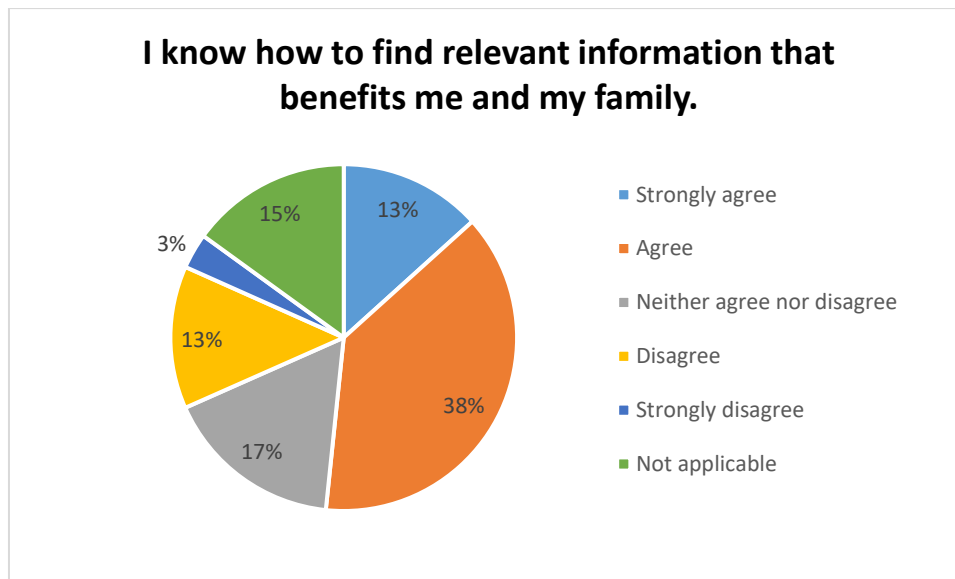
I feel my views are listened to when asked about Berinsfield Village.



I know how to find relevant information that benefits me and my family.

Just over half of respondents (51%) know how to find relevant information that benefits their family, 13% agree and 38% strongly agree with this statement, whilst 16% expressed

disagreement with this statement, 13% stating they disagree and 3% selected strongly disagree. A considerable number of respondents (17%) neither agree nor disagree.



If you have any other comments, please provide them below.

A total of **9** comments were received to this question. The most frequently mentioned comments (**5**) includes improvement needed to community events and engagement, more specifically, 2 comments mentioned the need to improve the variety of comment events saying *'To much football not enough variety of sports, activities'* and another respondent said *'more inclusive community events'*. 1 comment included improvement required to the decision-making process, says *'Graves issue on behalf of partner. Changes to graves - downsizing. Upsetting to us - we wasn't consulted'*. Whilst others (2) said, *'It took me a while for me to feel a part of the community and speak to people I don't not know'*(1). Someone else said *'we all can do better'*(1).

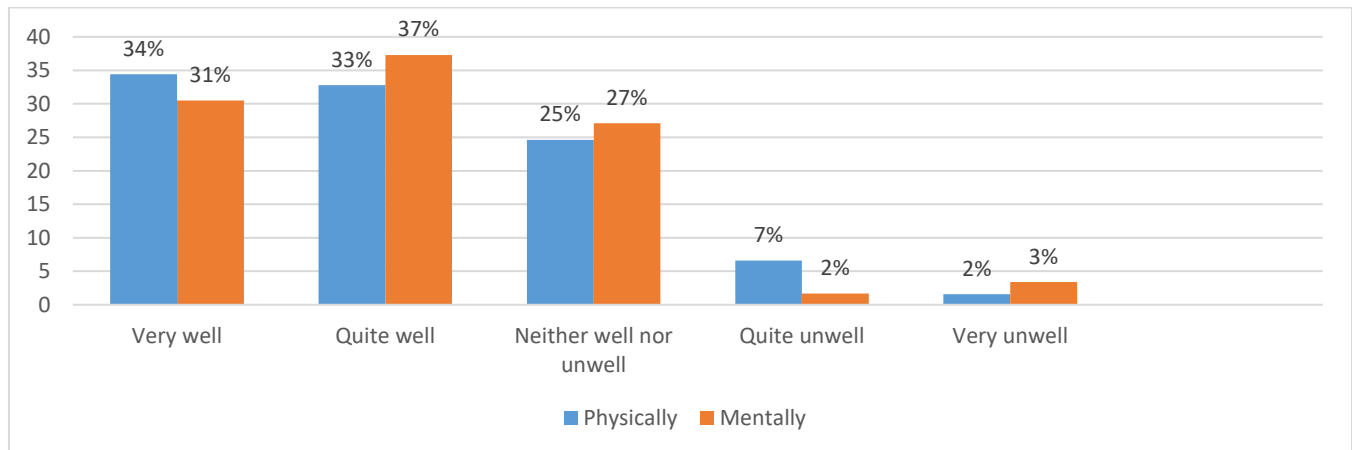
Other frequently mentioned comments (**2**) included positive feedback about The Berin Centre, saying *'The Berin Centre is great for finding out information or things I'm unsure about'* (1) and *'Find The Berin Centre very helpful'* (1).

The remaining **2** comments said, *'Not sure how you gauge mental "fitness". Same as mental health?'* and *'Didn't like the e scooters in the village causing a danger to us walking - we didn't hear them coming it made us nervous'*.

On a scale of 1-5, how physically and mentally well do you consider yourself? (1 meaning very well and 5 meaning very unwell).

Respondents that answered this question consider themselves to be physically well, more specifically, most (34%) feel physically very well 33% feeling quite well, whilst 7% feel quite unwell 2% very unwell. Respondents were also asked how mentally well they consider

themselves to be, the majority 37% feel quite well and 31% feeling very well. 5% consider themselves to be very unwell (3%) and quite unwell (2%).



What helps you to stay physically and mentally well? Tick all that apply.

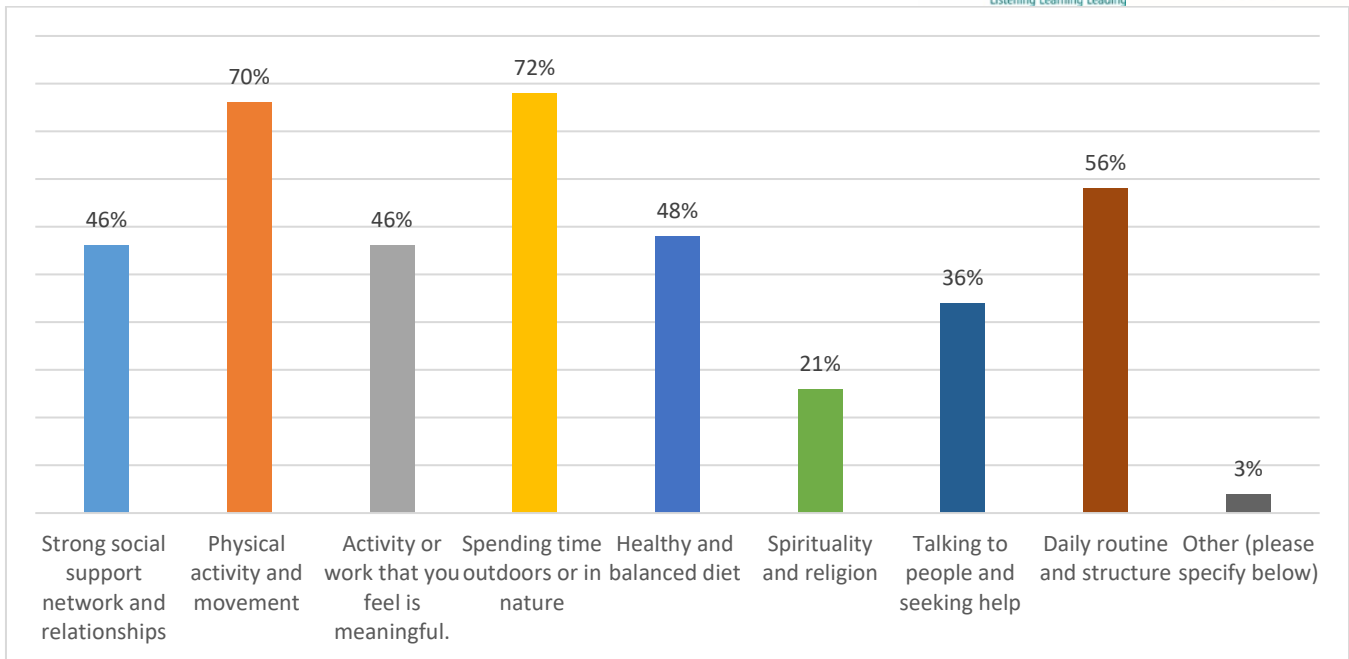
When asked what helps respondents stay physically and mentally well, the majority (72%) said spending time outdoor or in nature helps, closely followed by taking part in physically activity and movement (70%). Other frequent answers were having a daily routine and structure (56%), a healthy and balanced diet (48%), strong social support network and relationships (46%) and taking part in an activity or work that you feel is meaningful (46%).

Other, if you have any other comments, please provide them below.

A total of 6 comments were received to this question. The most frequently mentioned comments (2) included positive connections/family with comments being “*Do better to all*” and “*family*” (2) commenting on being socially isolated including from big groups saying “*Keeping myself to myself as Berinsfield has a lot of drama*” and one responded stating “*Helping out with pets plus grave, housework, support from partner, Turning Point. Not keen on big groups due to anxiety*”, so although they recognised support social support, they experienced some barriers to connecting with people more widely. The other comments were related to having a positive vision for Berinsfield (1) “*Having a positive vision for Berinsfield for the future. Green spaces, more trees, picnic areas, beautiful planting, more free facilities or libraries e.g. of tools, workshop spaces, skill shares. A box or two on this form to ask what people would like. What people want in Berinsfield is a pretty united vision*”, whilst the other (1) was an administrative comment on finding the question difficult to answer.

Are there any challenges you experience when trying to stay physically and mentally well? If so, tick all that apply.

Almost half of respondents (48%) feel ‘cost and affordability’ is one of the biggest challenges faced when trying to stay physically and mentally well, closely followed by personal motivation (44%). Other frequent answers include health issues (23%) and lack of transport (16%).



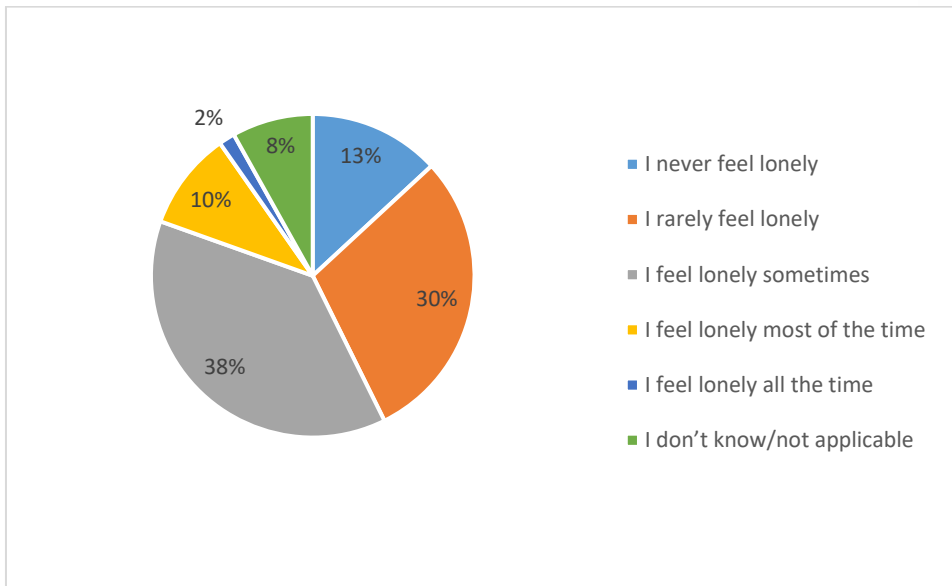
If you have any other comments, please provide them below.

A total of **10** comments were received to this question. The most frequently mentioned comments (**3**) included specific barriers to services and comments on these are as follows: "Getting the benefits that we are entitled to is difficult", "Accessing facilities (gym etc) can be hard due to cost and lack of childcare" and "If the sports centre had a crèche that would be amazing". The next most popular response (**2**) were people experiencing a range of complex barriers which included health/physical challenges with one respondent answering, "Personal motivation - following Covid-19, lack of access to the internet - personal issue with connection at home, health issues - I wish I could just get better!".

Other responses received were related to poor/inadequate housing (**1**) "Some of the housing available is poor quality ie mould - needs lots of work or is incredibly expensive" and social constraints (**1**) commenting "The fact step out your door without someone judging you". The other responses were related to transport (**1**) stating that "We absolutely need safe cycling links to neighbouring villages and to the city", a general response to the question (**1**) with the comment being "Working Together" and an administrative comment related to the questionnaire (**1**).

Please select one of the options below regarding loneliness.

Most respondents (38%) feel lonely sometimes, followed by 30% who rarely feel lonely, whilst 13% never feel lonely.



If you have any other comments, please provide them below.

A total of **8** comments were received to this question. The most frequently mentioned comments (**3**) included ideas for reducing loneliness including craft Classes, parenting classes, more church and day activates, workshop space and working together. The next frequently mentioned comments were related to positive relationships/social contact including always having someone around (**2**).

Other comments received included a negative comment on Berinsfield (**1**) where the responder commented "Berinsfield isn't really a great place", a lack of family contact (**1**) reporting "Miss my children" and an administrative related response (**1**) that it was difficult to answer the question being asked.

If you do feel lonely, what would help you feel less lonely?

A total of **18** comments were received to this question. The most frequently mentioned comments (**8**) were a range of ideas for services, groups, events and places to meet. Suggestions covered ranged from a cafe, community space with pet friendly outdoor areas, places to meet in the village, more groups including for children, a greater variety of services both online and in person support groups for different things such as hobbies organised trips/shops, designated events for older young men women open sociable hours afternoon evening and film nights. 1 person mentioned that there are no support groups in Oxfordshire for people who have a stoma.

One respondent commented on "*More groups like multicultural ladies evenings. Most social places don't feel approachable as a single woman, and I don't want to meet people through alcohol. Common interests are a much better way but most things I can't afford*".

The next frequently mentioned comments (**7**) were related to social connection including with family/friends. Comments included "*Having people around to talk too*", "*Making friends and finding a shared hobby*" and "*FaceTime my family*".

General comments (3) received mentioned cheaper gym membership, “Will look and find all” and an illegible response.

In relation to food, how far do you agree or disagree with the following statements?

I can access affordable and healthy food options.

Over a third of respondents (75%) agree they have access to affordable and healthy food options, 53% agree and 22% strongly agree, whilst 14% expressed disagreement, 12% disagree and 2% strongly disagree.

I and/or my family maintain a healthy lifestyle habits around food and eating.

Over a third of respondents (72%) agree they maintain healthy lifestyle habits around food and eating, 51% agree and 21% strongly agree. 12% disagree with this statement and 2 % strongly disagree.

I would value information, support about healthy food and eating habits.

41% of respondents neither agree nor disagree with the following statement: I would value information and support about healthy food and eating habits. Whilst 39% would value information, 30% agree and 9% strongly agree. 21% disagree with this statement, 15% disagree and 6% strongly disagree.

If you have any other comments, please provide them below.

A total of 6 comments were received to this question. The most frequently mentioned comments (3) were suggestions on how to support healthy eating habits including, education and better access to healthy eating and food, cooking groups, access to healthy food, and SOFEA Larder to provide better items. The following comments were also received “Will look at any Project” and “more affordable gym memberships”.

The other comments received (3) were “It takes a lot of time and effort to access healthy food I can afford”, “N/A - supplement diet - don't eat” along a respondent mentioning that they try and keep a diet balanced as they are on treatment plan.

We want to find out what local services you use regularly, this could be social groups, fitness activities, local services, and organisations. Please list as many as you can in the box below.

A total of 37 comments were received to this question with 23 of them mentioning using more than one service. The most common services mentioned, are listed in the table below:

| Local Service | Number of Responses |
|---|---------------------|
| Local shops | 13 |
| Abbey Sports Centre | 13 |
| The Berin Centre/ The Berin Centre Groups | 12 |

| | |
|---|---|
| Library | 8 |
| Health Centre | 7 |
| Church | 5 |
| Berinsfield Community Association and its events | 5 |
| None/NA | 5 |
| Pharmacy | 3 |
| Dentist | 3 |
| Recreational Park/ open spaces/Park Gym equipment | 3 |
| Community Larder (hosted at The Berin Centre) | 3 |
| Wet&Wild /The Wandering Kitchen Café | 3 |
| Book Club | 2 |
| Buses | 2 |
| Preschool | 2 |
| Coffee & memory days (hosted at the Church) | 1 |
| Seated exercise (hosted at the Church) | 1 |
| You Move weekly walks | 1 |
| Primary school | 1 |
| Berry Youth Centre | 1 |
| Computer day | 1 |
| Helping a bit @ bot group | 1 |

6 other comments were also received (3) of which relate barriers or inability to access services with comments as follows: “*I cannot afford to use the Leisure Centre*”, “*In Berinsfield?*” and “*Pauce*”. The other comments (3) relate to an administrative note, working together and an illegible response.

How safe do you feel in Berinsfield village during the day and at night?

Most respondents (85%) feel safe during the day in Berinsfield village, more specifically 56% feel very safe and 29% feel safe, whilst 10% feel mostly safe and 2% feel not very safe during the day. We also asked respondents how safe they feel at night, over half of respondents 52%

feel safe (35%) and very safe (17%). A considerable number of respondents 25% feel mostly safe at night. However, 21% do not feel safe, 13% expressed feeling not very safe and 8% feeling not safe at all.

If you have any other comments, please provide them below.

A total of **8** comments were received to this question. The most frequently mentioned comments (**7**) were related to improvements which people felt could be made - such as lighting, policing, dealing with drugs and alcohol and better engagement with residents. These comments included the following:

"I feel safe after dark until around 8.30pm/9pm. Then I am not out anyway. I am more alert after dark and I don't use the alley ways alone night or day", "Need more lights around dark areas on the field and pathways" whilst another responder commented *"Get better"*.

The other comment received (**1**) was related to the need for an alternative food shop in the village, as the existing one was seen as good quality but expensive.

How far do you agree or disagree with the following statements?

I have the skills and/or qualifications to find employment.

80% of respondents feel they have the skills and or qualifications to find employment, 49% strongly agree and 31% agree with this statement, whilst (11%) disagree (9%) and strongly disagree (2%). 9% neither agree nor disagree.

Feel there are local opportunities to learn new skills.

42% of respondents feel there are local opportunities to learn new skills and/or gain qualifications, 33% agree and 9% strongly agree with this statement. The same percentage of respondents (42%) neither agree nor disagree. 14% expressed disagreement, 9% disagree and 2% strongly disagree.

Access local opportunities to learn new skills and/or gain qualifications.

41% of respondents can access local opportunities to learn new skills and/or gain qualifications, 24% agree and 17% strongly agree with this statement, this is closely followed by 37% of respondents who neither agree nor disagree. 22% expressed disagreement, 17% disagree and 5% strongly disagree.

If you have any other comments, please provide them below.

A total of **7** comments were received to this question. The most frequently mentioned comments (**4**) mentioned a range of barriers to accessing learning, skills and employment such as being dyslexic, (1) lack of buses (1) and local school (1). Another response received (1) mentioned "More training and skills opportunities need to be made available at places where people feel comfortable in going".

The next most frequently mentioned comments (**2**) were from people who were retired. An additional response (1) was received that commented "learning".

Smoking, vaping and consuming alcohol

This section of the survey gathered data on where smoking, vaping and consuming alcohol takes place in Berinsfield to gain a better understanding and help support the community.

Do you see people: smoking/vaping, consuming alcohol, and handling/consuming drugs?

Most respondents (92%) see people smoking and vaping in Berinsfield. However, 6% do not. Consuming alcohol (74%) is also seen, whilst 24% have not seen this. 53% have witnessed people handling/consuming drugs in Berinsfield, but 37% have not.

If you answered yes to any of the above, where have you noticed this activity taking place?

A total of **39** comments were received to this question with 19 of these giving more than one location. The locations and the frequency of comments are listed in the table below:

| Location | Number of comments |
|--|--------------------|
| Everywhere /all areas /generally | 18 |
| Park(s) and skatepark area | 12 |
| Outside shops | 10 |
| Alleyways | 7 |
| Lay Avenue | 4 |
| Licensed premises | 4 |
| Woods/wooded area(s) | 4 |
| Community facilities area/central hub | 3 |
| Own homes/work | 3 |
| Bus stops/in the vicinity of bus stops | 3 |
| Car parks | 3 |
| My road/neighbours | 2 |
| The Spinney | 2 |
| The Green Lane towards Dorchester | 2 |
| Other | 7 |

In relation to the 18 responses that this activity was taking place across the village generally comments included the following: *“People dealing drugs don’t care if they are seen, they do it in plain sight of everyone”* and *“When we have our village walks. We try and do daily often many empty cans in our hedges and empty vape cylinders under hedges”*.

Of the 7 other comments that were received where about additional locations were this activity is happening such as Colwell Drive (1), flats (1), by trees and bushes by cemetery (1),

Evenlode Drive (1). The comments for the other responses (2) mentioned a reluctance to provide this information (1) and (1) that smoking and vaping is legal and that they rarely see people drinking from a can.

Anything else?

A total of **11** comments were received to this question. The most frequently mentioned comments (**4**) concerned drugs, alcohol, vaping and anti-social behaviour with 3 related to drugs, drinking or vaping: *"People doing drugs, people living in flats they shouldn't be , people drinking"*, *"Needles in alley way by park at top of Lay Avenue"* and *"Berinsfield has changed over the years it isn't really a nice village to live in if people aren't drinking and smashing bottles they're doing vapes and leaving them on floor!! And also doing drugs"*. Another responder (1) mentioned policing and young people commenting *"Have more police day and night Have some where the older teenage to go"*.

The next frequently mentioned comments (3) were improving local services and support with people stating the following: *"More support for isolated people particularly with mental health/anxiety and with housebound patients is needed"*, and *"Very football orientated. Not enough variety"*. *Events are important for community spirit and bring people together it is important to have accessible and well-advertised sports provisions Very important to retain youth facilities in the village"*. 2 comments were received on dogs and dog fouling. Other comments (2) received related to engagement (1) with the responder saying that *"Different approaches to engage a wider range of local residents and not just the usual suspects"* and (1) *"No"* as a response.

young people Survey resonses

The young people’s survey responses were collated at a Youth Club setting and at the 21 October event and analysed separately to better understand their views.

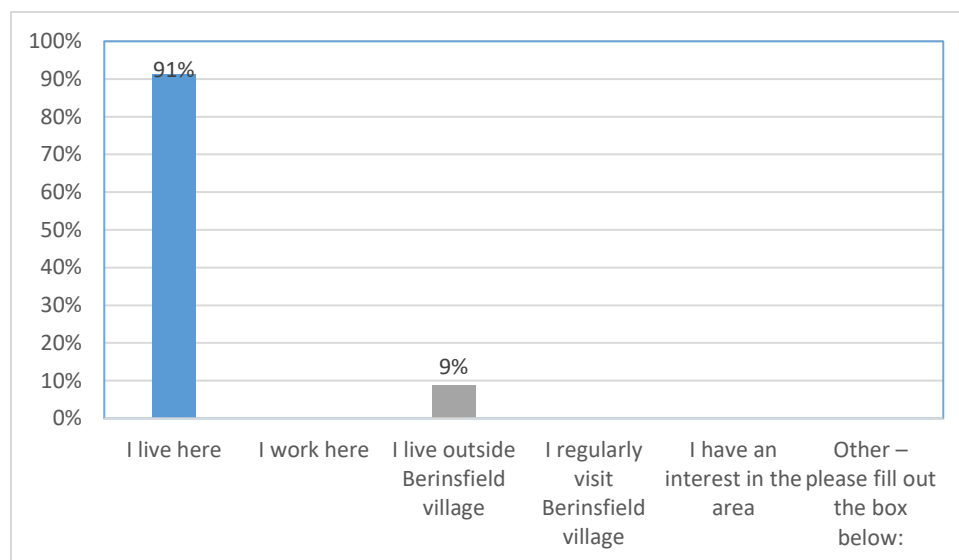
ENGAGEMENT METHODOLOGY

Paper copies of an online survey was created to gather feedback from young people on health and wellbeing in Berinsfield. A series of Focus Groups were held at the Berinsfield Youth Centre with young people between September and October 2024, facilitated by Youth Workers. 28 responses from young people were gathered. In addition, 6 surveys were competed by young people at a Stay Well Saturday event held in Berinsfield on the 21 October 2024. Free swimming vouchers were given to young people and their who completed the survey at the event and immediate family who were present.

Young People Quantitative and Qualitative results

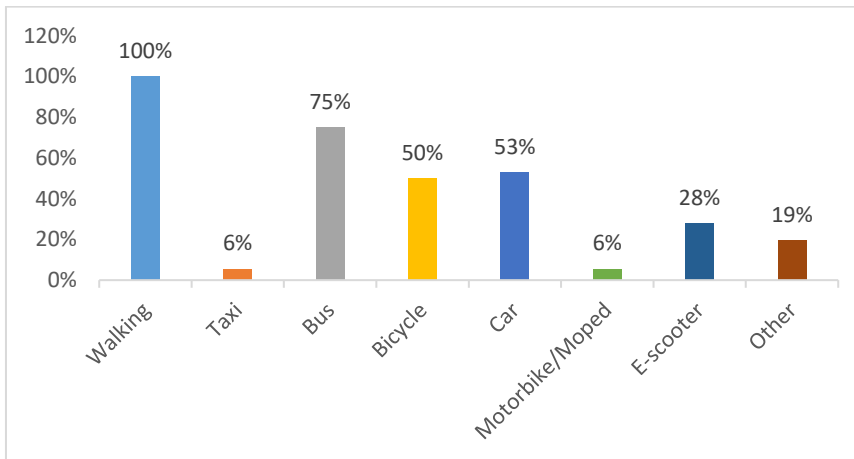
What is your connection to the village?

91% of responders said that they live in the village and 3% live outside the village.



How do you normally travel in and around Berinsfield village?

100% of responders said that they travelled in and around Berinsfield by walking and 75% by bus. 53% travelled by car and 50% by bicycle. Please note that this data may include responses from two adults’ responders who were included in the young people’s survey by mistake and who have not been retracted from the young people’s data as a copy of response to this question has not been obtained.

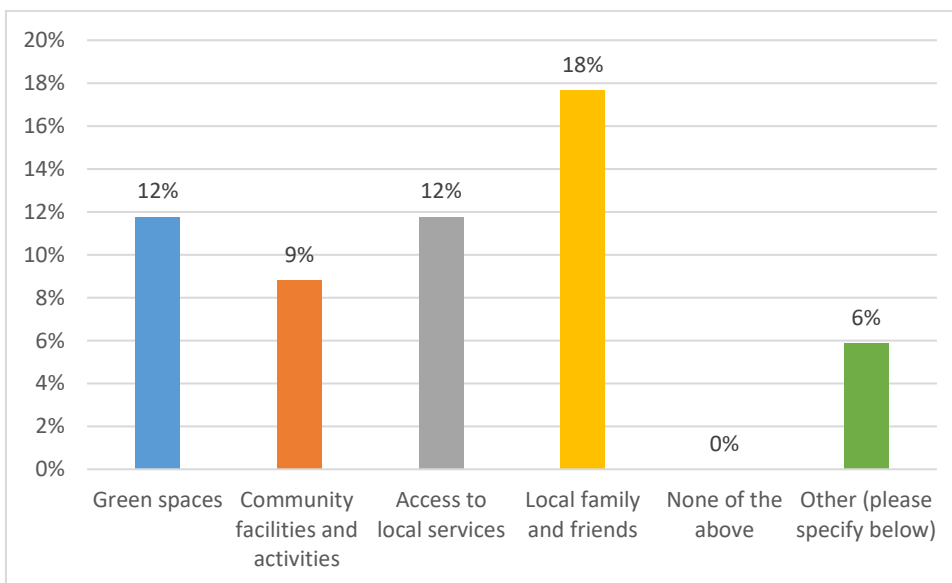


Other (please specify):

7 comments were received to the 'other' option, all giving scooters as their mode of transport.

What do you like about Berinsfield village?

Respondents were asked to select a maximum of three things they like about Berinsfield village. Respondents were asked to select a maximum of three things they like about Berinsfield village. 17% selected local family and friends, followed by green spaces (11%) and access to local services (11%). 8% selected community facilities and activities and 6% other.



Other (please specify):

4 comments were received to the 'other' option these were football (1), skatepark (1), park (1) and "friendly" (1).

How far do you agree or disagree with the following statements about Berinsfield Village?

I feel I am part of my local community.

61% of responders feel part of the community with (50%) agreeing that they felt part of the community and 11% strongly agreeing. 22% neither agree nor disagree and 3% strongly disagree.

I feel I am involved in the decision-making processes (e.g. Parish Council meetings, community network meetings or other local organisation meetings etc).

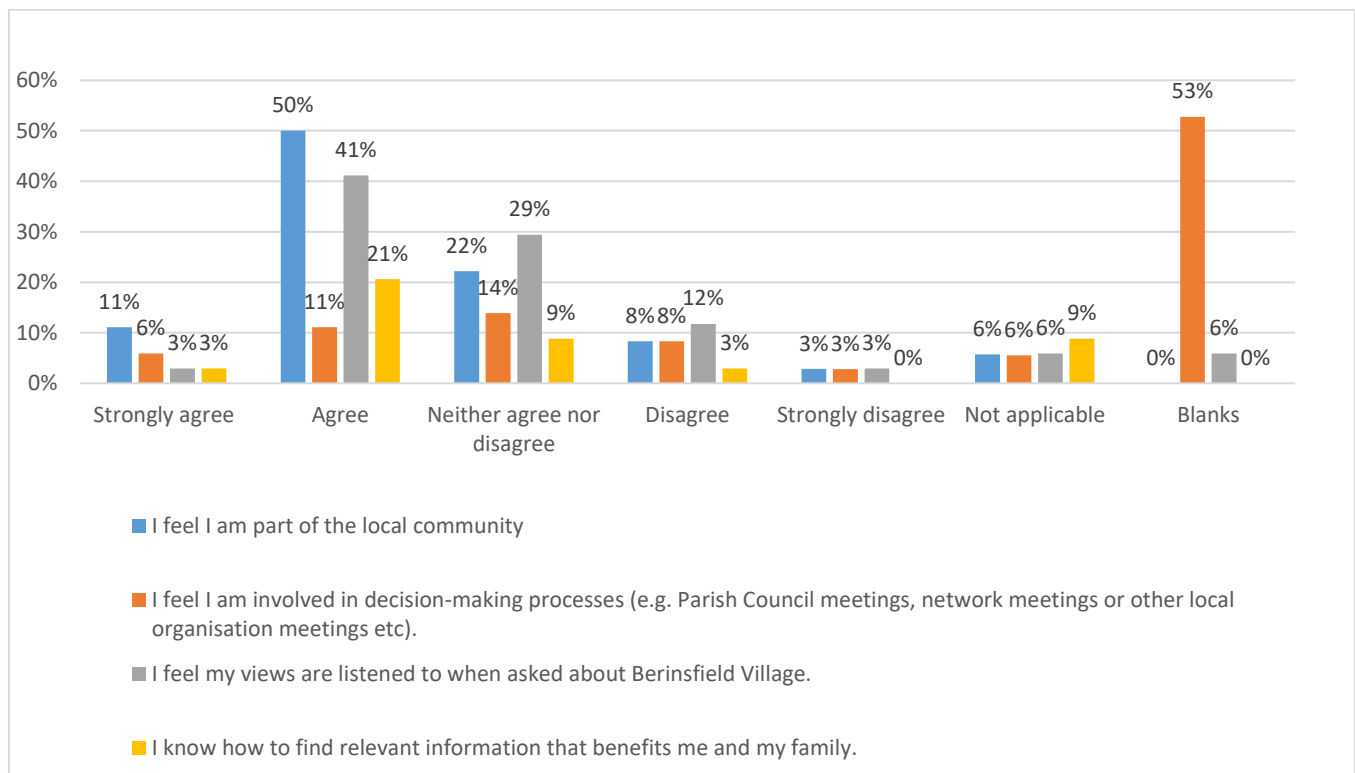
14% of responders neither agree nor disagree with the statement that they feel involved in the decision-making processes, community network meetings and or other local organisation meetings. 11% agree with the statement, 8% disagree and 6% strongly agree. 53% of respondents did not answer the question.

I feel my view are listened to when asked about living in Berinsfield village.

41% of respondents agreed with the statement that their views are listened to when asked about Berinsfield village and 29% neither agree nor disagree. 17% disagree, 3% strongly agree and another 3% strongly disagree.

I know how to find relevant information that benefits me and my family.

21% of responders agreed with the statement that they know how to find relevant information that benefits me and my family, 9% said that they neither agree or disagree, 3% agree, 3% strongly agree, 3% disagree and 3% strongly disagree. 9% said that the question was not applicable.



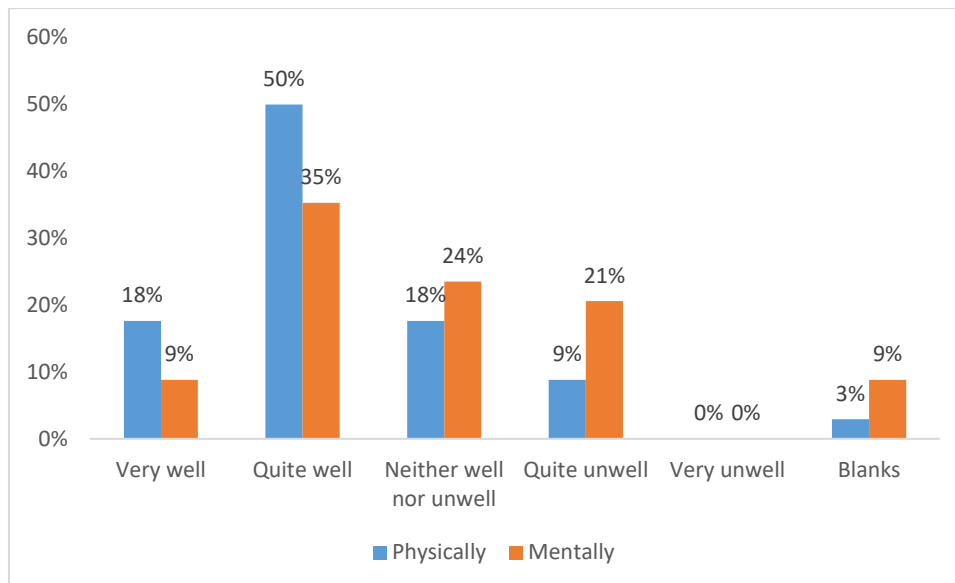
If you have any other comments, please provide them below.

A total of **3** comments were received, one stating “*people need to be listening to young people more and not disregard their views - we have some good ideas*” and another saying “*I liked contributing to youth parish council and the older people listening*”.

On a scale of 1-5, how physically and mentally well do you consider yourself? (1 meaning very well and 5 meaning very unwell).

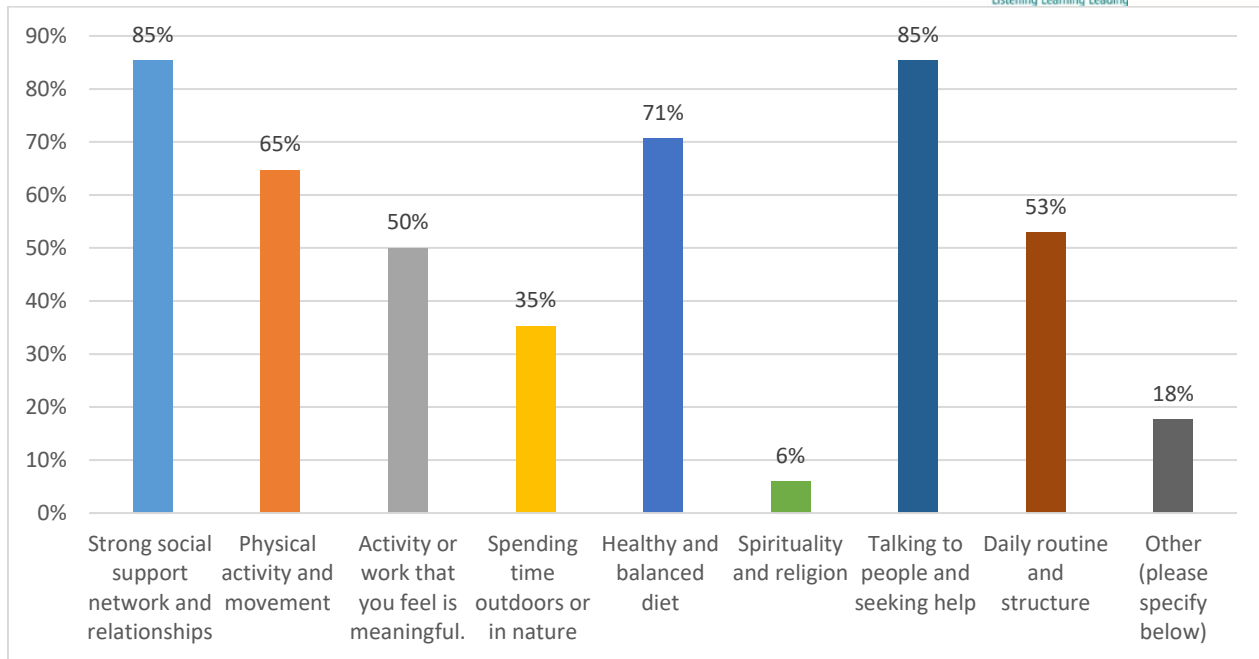
Respondents that answered this question consider themselves to be physically well, more specifically, 50% feel physically quite well, whilst 18% feel very well and 18% feel neither well nor unwell. 9% responded that they felt quite unwell. However, this data may include one adult responder who was included in the young people data by mistake and who’s response cannot be retracted as we have not received a copy of their survey response.

Respondents were also asked how mentally well they consider themselves to be, with 35% selected feeling quite well, 24% feeling neither well nor unwell, 21% feeling quite unwell and 9% feeling very well.



What helps you to stay physically and mentally well? Tick all that apply.

When asked what helps respondents stay physically and mentally well, the majority (85%) said strong social support network and another 85% selected talking to people and seeking help. Other frequent answers were healthy and balanced diet (71%), physical activity and movement (65%), daily routine and structure (53%) and activity or work that you feel is meaningful (50%).

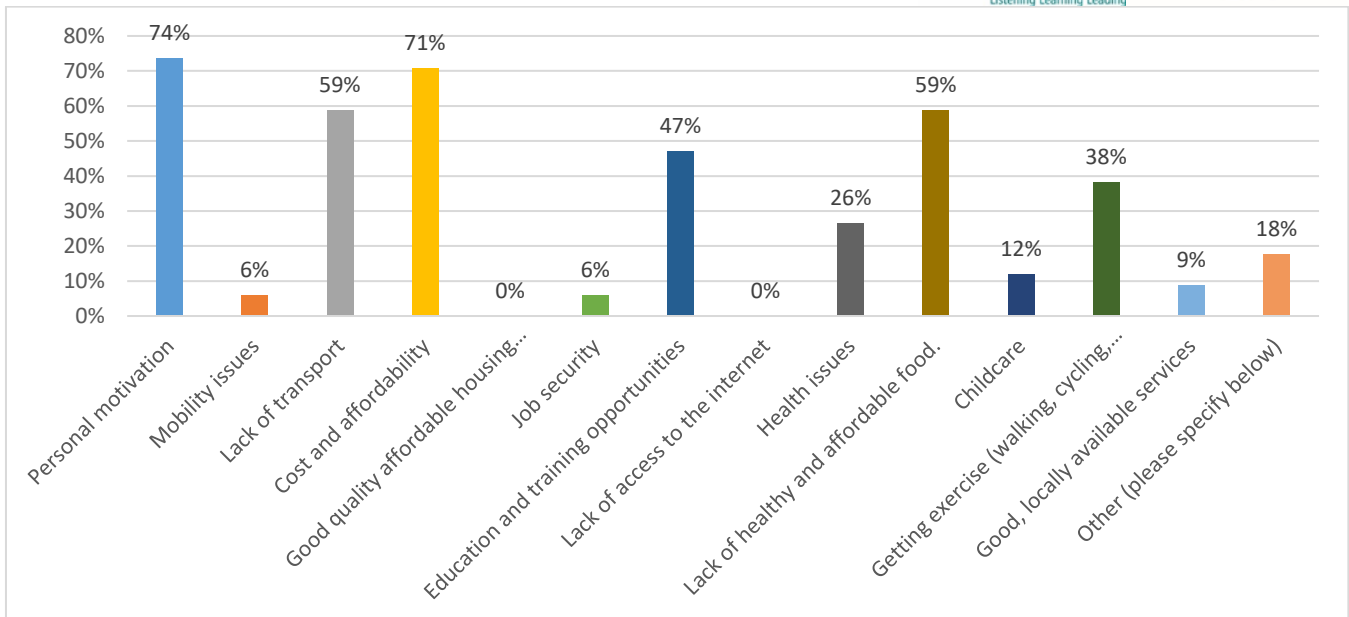


If you have any other comments, please provide them below.

A total of 11 comments were received. The most frequently mention (7) were activities and events including football, extra activities with one responder stating "I like the summer fair. It's nice to be able to walk to something on your doorstep having purpose and being listened to" and another commenting "*Being able to see mates everyday outside of college*". The other comments (4) were on the Youth Centre and/or support required with the following comments: "*Being able to talk about anything at youth club and not being judge and getting the correct advice (especially relationship advice)*"; "*I like having staff like youth workers that are constantly available*"; "*Having a place we belong without no judgement*" and "Support youth workers and school".

Are there any challenges you experience when trying to stay physically and mentally well? If so, tick all that apply.

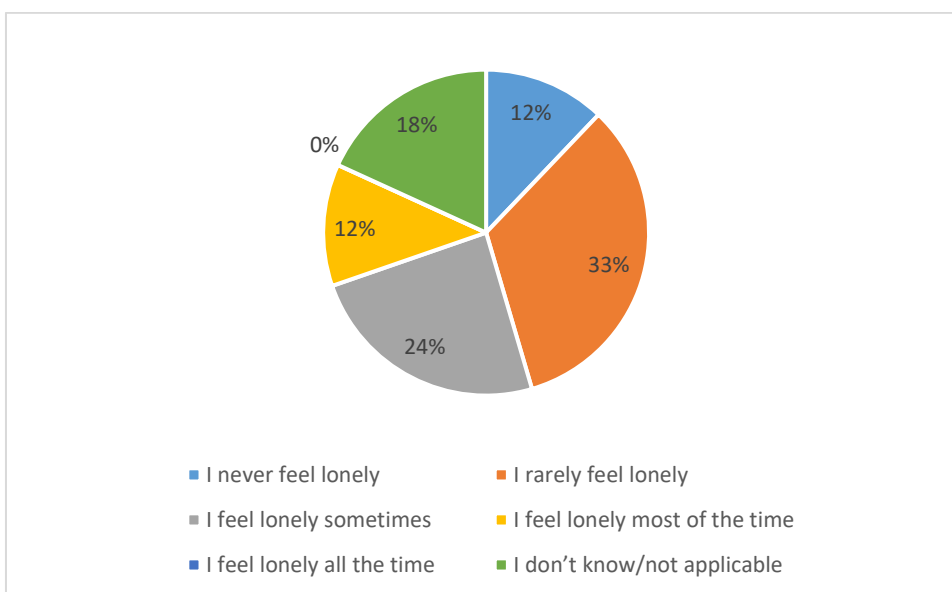
Nearly three quarters of respondents (74%) feel personal motivation is one of the biggest challenges faced when trying to stay physically and mentally well, closely followed by cost and affordability (71%). Other frequent answers include lack of transport (59%) and lack of healthy and affordable food (59%). 47% of respondents also selected education and training opportunities. Please note that this data may include a response from an adult whose response was mistakenly added to the young people's survey and who'd response has not been retracted as we have not been able to obtain a copy of their answer to this question.



Other, if you have any other comments, please provide them below.

A total of **10** comments were received. The most frequently received comments (**5**) are relationships and parenting with the following being mentioned: “*Dad keeps having to move away for jobs which makes me sad*”; “*Conflict with siblings*”; “*My parents do not know how to*” and “*My mum struggles as she is on her own and I have 3 other siblings that need supporting...*”. Other frequent comments (**2**) are education related with one a responder saying that they have ADHD and another commenting “*Mainstream school and local of alternative education*”. The other comments (**2**) relate to a lack of transport with one responder commenting “*Steet Dance Outside of Berinsfield*”. The other comment (**1**) is on vaping.

Please select one of the options below regarding loneliness



Most respondents (33%) rarely feel lonely, followed by 24% who feel lonely sometimes. 18% of respondents selected I don't know/not applicable, whilst 12% say that they feel lonely most of the time and another 12% never feel lonely.

If you have any other comments, please provide them below.

A total of 5 comments were received. The most frequently mentioned comments (4) were outlining loneliness and/or feeling a level of anxiety or stress. For example, one person stated that *"Sometimes there is too much to handle with school, friends and social media"* and another *"Constant pressure"*. A respondent also stated, *"I feel I am different from others"* whilst another mentioned *"I am the eldest and have to look after my young siblings some of my friends don't have to do this"*. 1 response was positive stating *"I never feel lonely. I call my friends"*.

If you do feel lonely, what would help you feel less lonely?

A total of 3 comments were received which are *"Speak to a Youth Worker"*, *"Counselling"* and *"I volunteer looking after horses"*.

In relation to food, how far do you agree or disagree with the following statements.

I can access affordable and healthy food options.

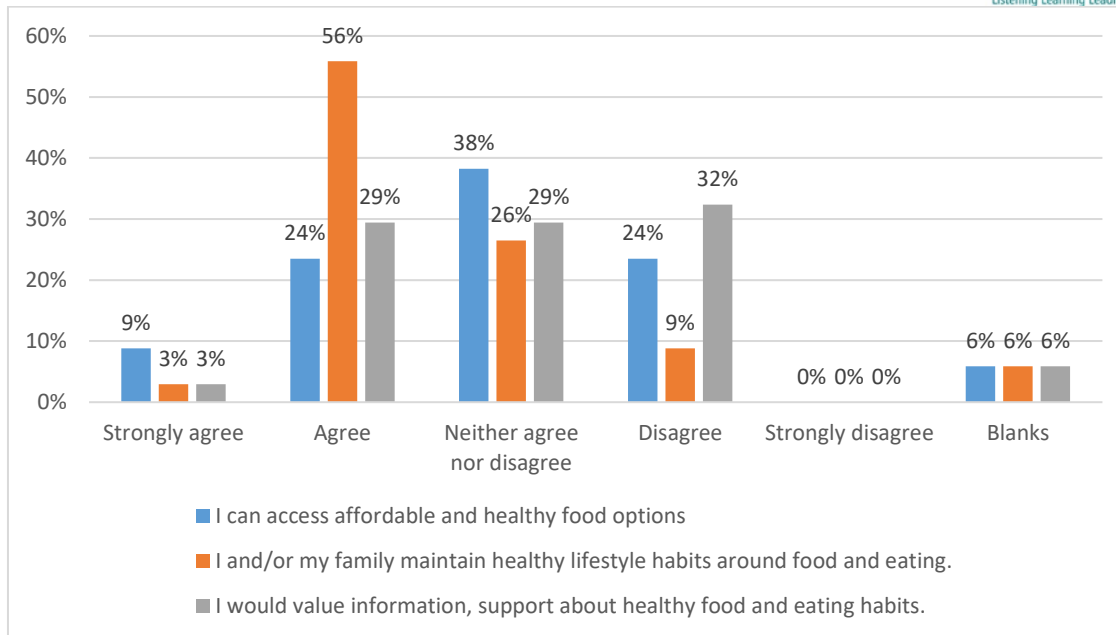
38% of respondents neither agree nor disagree that they have access to healthy food options, 24% agree and 24% disagree.

I and/or my family maintain a healthy lifestyle habits around food and eating.

Over half the respondents (56%) agree that they or their family maintain healthy lifestyle habits around food followed by 26% who neither agreed nor disagree.

I would value information, support about healthy food and eating habits.

32% of respondents disagree with the statement that they would value information, support about healthy food and eating habits. 29% neither agree or disagree and a further 29% agree.



If you have any other comments, please provide them below.

A total of **7** comments were received to this question. The most frequently mentioned comments (**3**) were related to help and support requested or needed including, “*It would be nice to have the chance to learn about food/cooking*” and “*We have to make the most out of what we got - we get food bank*”. **2** responses were on the reasons for having less healthier options with 1 respondent saying, “*Fast food/meal deals are easier to get and cheaper*”. The **2** other responses were “*I like to grow my own vegetables with mum - I am vegan and like to be aware of what I am eating*” and “*Food from Tesco's and Sainsbury's on-line and in shop*”.

We want to find out what local services you use regularly, this could be social groups, fitness activities, local services, and organisations. Please list as many as you can in the box below.

The most common services mentioned, are listed in the table below. Please note that 28 of the responses from young people were received at the Berinsfield Youth Centre.

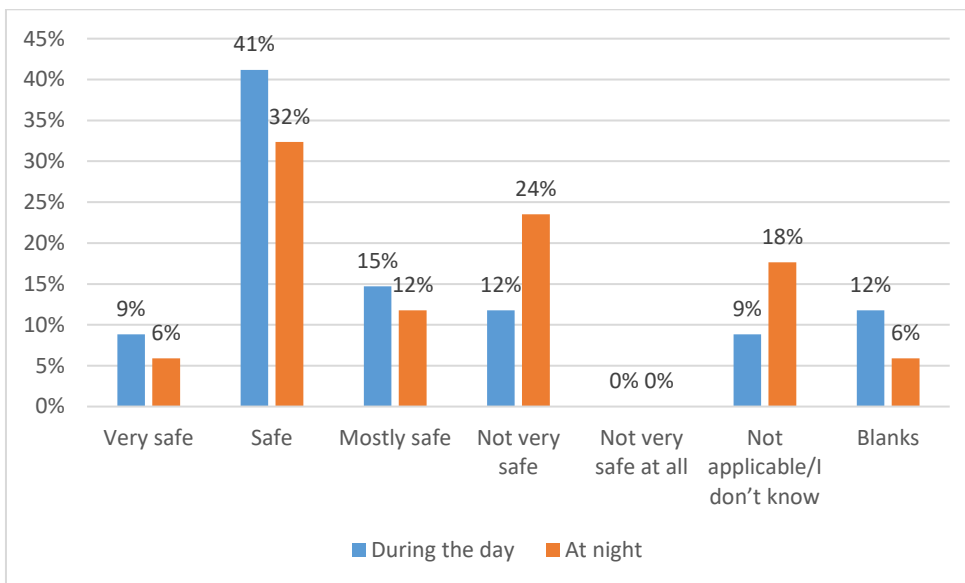
| Local Service | Number of Responses |
|-----------------------------------|---------------------|
| Youth Centre | 30 |
| Park (skateboard) | 18 |
| Football | 17 |
| Shops | 15 |
| Recreational grounds | 13 |
| Leisure Centre | 10 |
| Mushroom (outdoor youth shelter) | 9 |
| Health Centre | 7 |
| Berinsfield Community Association | 6 |
| Boxing | 5 |
| Gymnastics | 4 |
| Queensford lakes in Summer | 3 |
| Library | 3 |

| | |
|-----------------------|---|
| Blue Bridge in Summer | 3 |
| Scouts | 2 |
| The Berin Centre | 1 |
| Church | 1 |
| Hairdressers | 1 |

How safe do you feel in Berinsfield village during the day and at night?

41% of respondents said that they felt safe during the day, 15% mostly safe and 12% not very safe. 9% felt very safe.

We also asked respondents how safe they feel at night, 32% felt safe, 24% not very safe, 12% mostly safe and 6% very safe.



If you have any other comments, please provide them below.

A total of 7 comments were received. The most frequently mentioned comments (2) are related to other people's behaviours with respondents saying "A lot of the time trouble/fights happen at night" and another "Other people I do not get on with and do not want to see". Other comments (2) relate to parents with one respondent saying "my parents let me go to the field by myself as they know where I am and that it is looked on by other houses" and another "It's nice to hang outside in the summer as the weather is good but gets harder when it gets darker and colder my parents worry". The other responses (3) were related to a variety of themes with one responder saying, "I rather stay indoors at night and play on Xbox".

How far do you agree or disagree with the following statements?

I have the skills and/or qualifications to find employment.

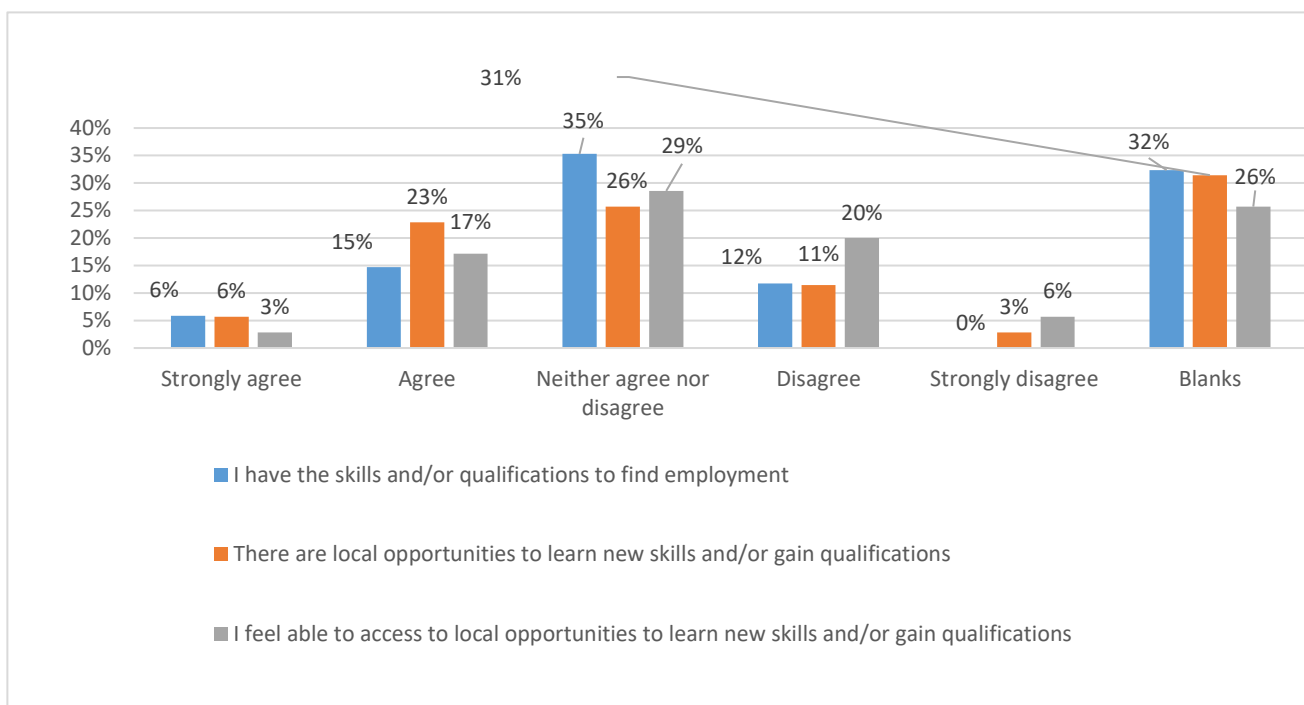
35% of respondents neither agreed nor disagreed that they had the skills to find employment. 15% agreed and 12% disagreed. 6% strongly agreed with the statement. 32% of respondents did not answer this question.

There are local opportunities to learn new skills/and or gain qualifications.

26% of respondents neither agreed nor disagreed that there are local opportunities to learn new skills and/or gain qualifications, 23% agreed and 11% disagreed. 6% strongly agreed. 31% of respondents did not answer this question.

I am able to access local opportunities to learn new skills/and or gain qualifications.

29% of respondents neither agreed nor disagreed that they were able to access local opportunities, 20% disagree and 17% agree. 6% strongly disagree and 3% strongly agree. 26% of responders did not answer this question.



If you have any other comments, please provide them below.

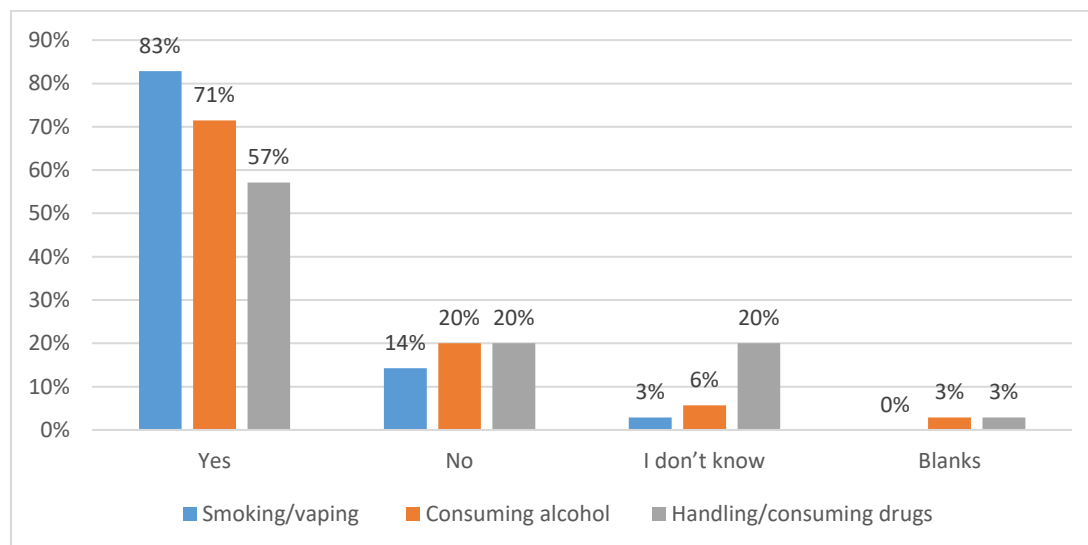
A total of 9 comments were received. The most frequently mentioned comments (3) were on barriers related to school/education and transport with responder's saying "I didn't get on in school and had to travel further to access alternative options. Travelling was hard on my mum; "I do not go to school and would like the option to be able to do something on the village" and "Allot of training or further education is only available if you can travel to oxford or Abingdon". 3 comments were also received on the lack of opportunities in the village with 2 mentioning weekend jobs and 1 mentioning a lack of opportunities. The other comments received (3) were general comments which are as follows: "I like practical things"; "I would like more information about apprenticeships" and "I gained an extra qualification from youth club".

Smoking, vaping and consuming alcohol

This section of the survey gathered data on where smoking, vaping and consuming alcohol takes place in Berinsfield to gain a better understanding and help support the community.

Do you see people: smoking/vaping, consuming alcohol, and handling/consuming drugs?

Most respondents (83%) see people smoking and vaping in Berinsfield. However, 14% do not. Consuming alcohol (71%) is also seen, whilst 20% have not seen this. 57% have witnessed people handling/consuming drugs in Berinsfield, 20% have not and 20% selected I don't know.



If you answered yes to any of the above, where have you noticed this activity taking place? A total of 12 comments were received to this question. The locations and the frequency of comments are listed in the table below:

| Location | Number of comments |
|--|--------------------|
| Al over the village/everywhere | 5 |
| I don't know/Cannot remember | 2 |
| Alleyways | 2 |
| Recreational grounds | 2 |
| Park/skateboard | 1 |
| Berinsfield Community Association | 1 |
| Allot of my friend vape, it is easy to get | 1 |

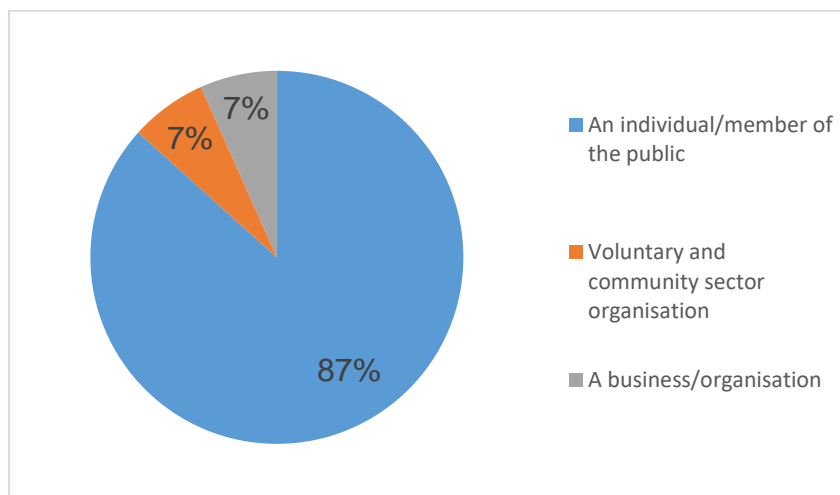
If there is anything else that you wish to tell us, please provide your comments below.

A total of **5** comments were received. The most frequently mentioned comments (**3**) were suggestions to help improve health and wellbeing what they feel has benefitted them. These are: *"I think the youth parish council was a good idea"*, *"There needs to be another Yo-Co group to focus on stopping smoking/vaping"* and *"Direct bus service round Cowley ring road is needed for better access to my music lessons"*. The other 2 comments were of different themes with one respondent commenting *"Would like to help more to help others with their health and wellbeing"*.

About the adult survey respondents

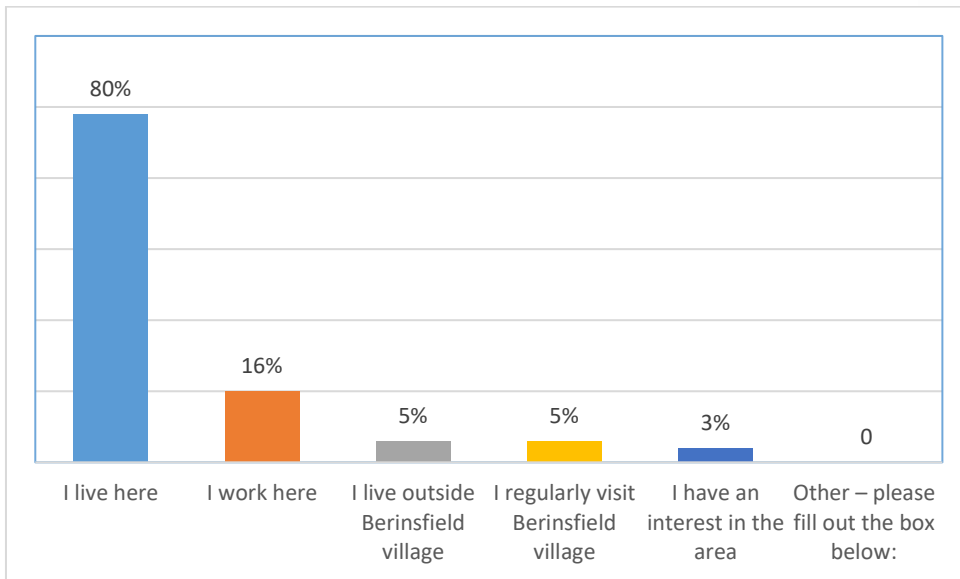
Are you responding as

Most respondents (87%) responded to this survey as an individual /member of the public, followed a business/organisation (7%) and a voluntary and community sector (7%).



What is your connection to Berinsfield village? Tick all that apply.

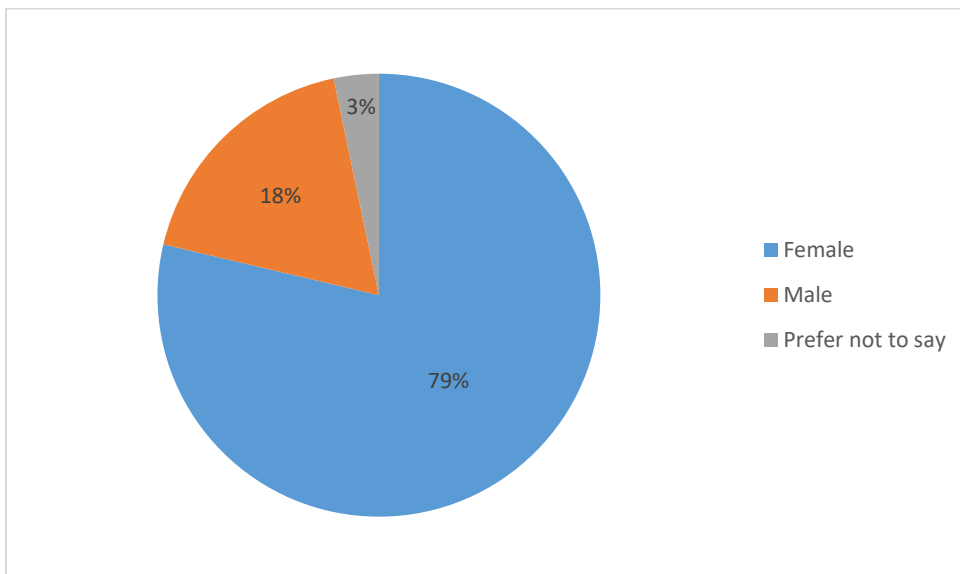
Most respondents live in the village (80%), whilst 16% work in Berinsfield. The remaining 13% live outside the village (5%), regularly visit the village (5%) and have an interest in the area (3%).



Our commitment to equal access for all

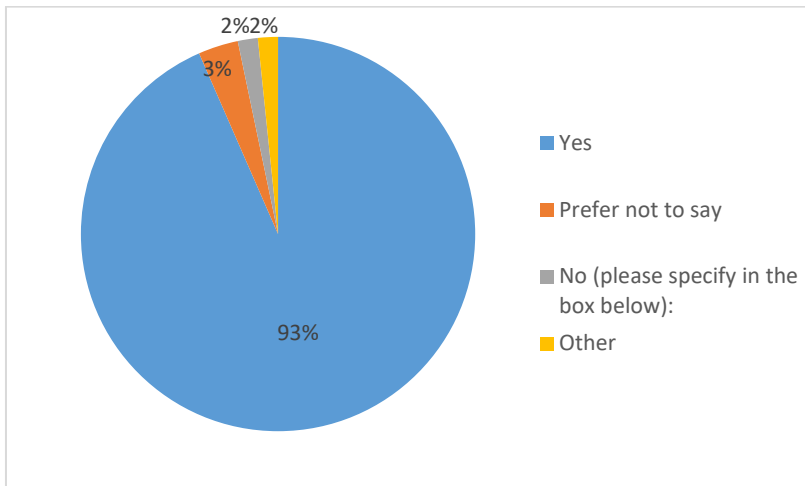
What is your sex?

Over three quarters of respondents (79%) are female and 18% are male. 4% preferred not to answer this question.



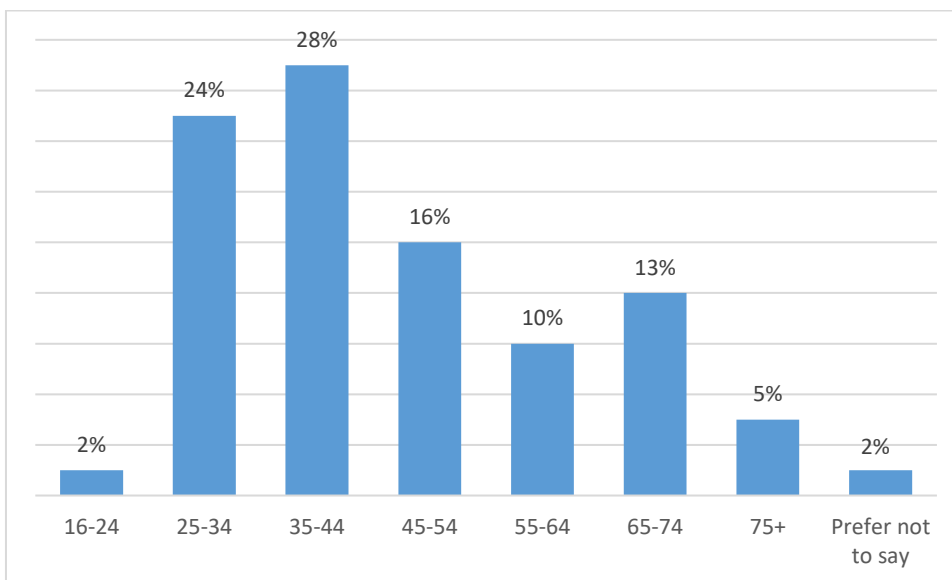
Is the gender you identify with the same as your sex registered at birth?

The vast majority (93%) consider their gender to be the same as their sex registered at birth. 3% preferred not to answer this question.



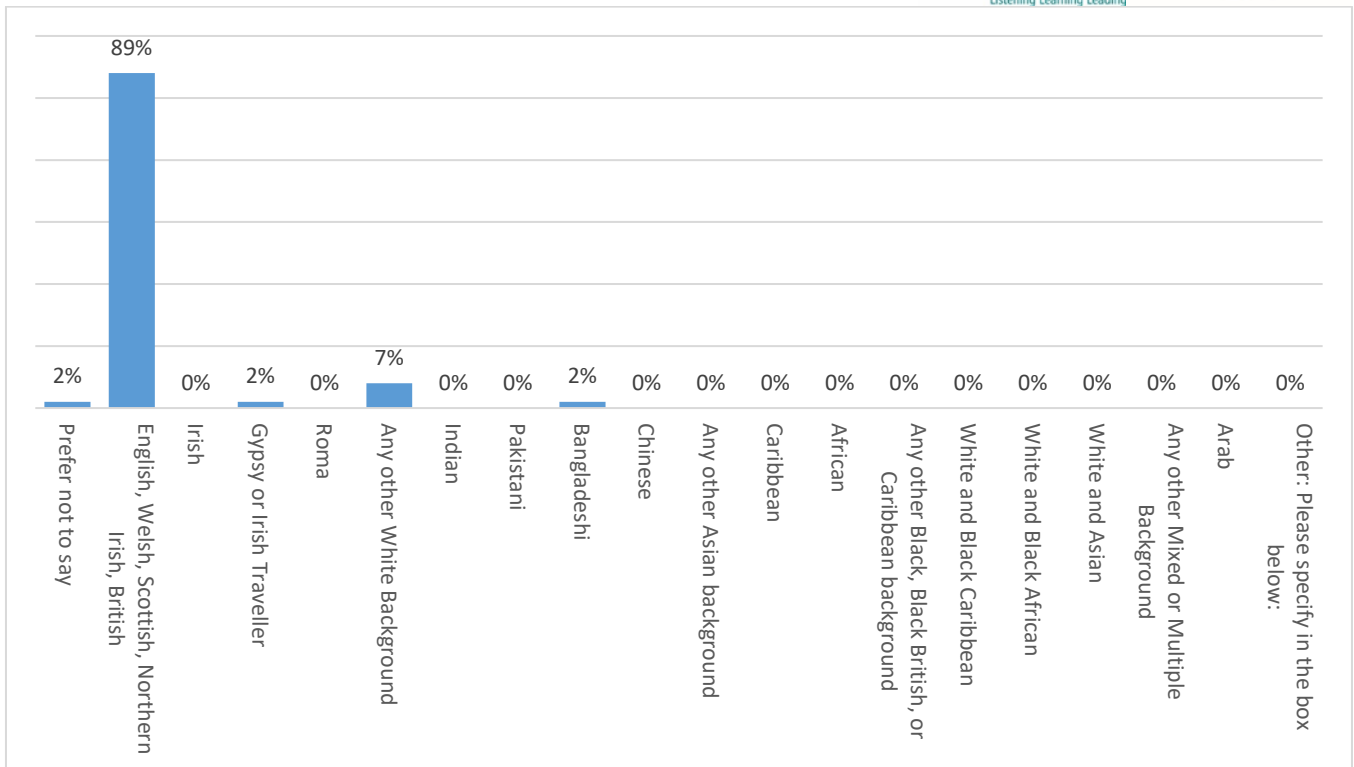
How old are you?

28% of respondents are aged between 35–44, 24% 25-34, 16% 45-54. 13% were 65-74 and 10% 55–64. 5% of responders were aged 75 plus and 2% were 16-24.



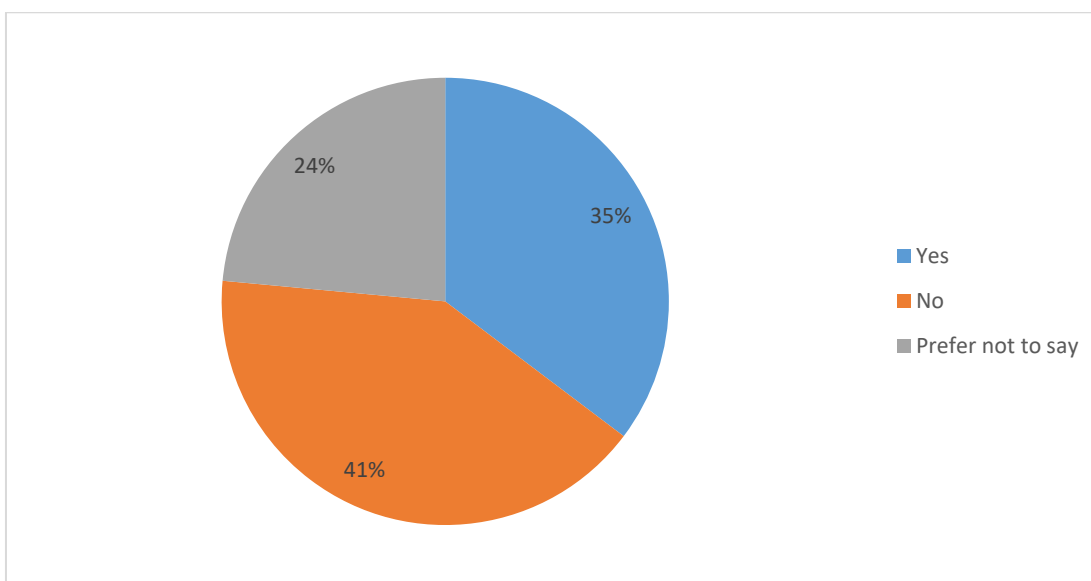
What is your ethnic group?

A majority (89%) are from a 'White British - English, Welsh, Scottish, Northern Irish' ethnic group, followed by 'any other White background' (7%), 'gypsy or Irish Traveller' (2%) and 'Bangladeshi' (2%).



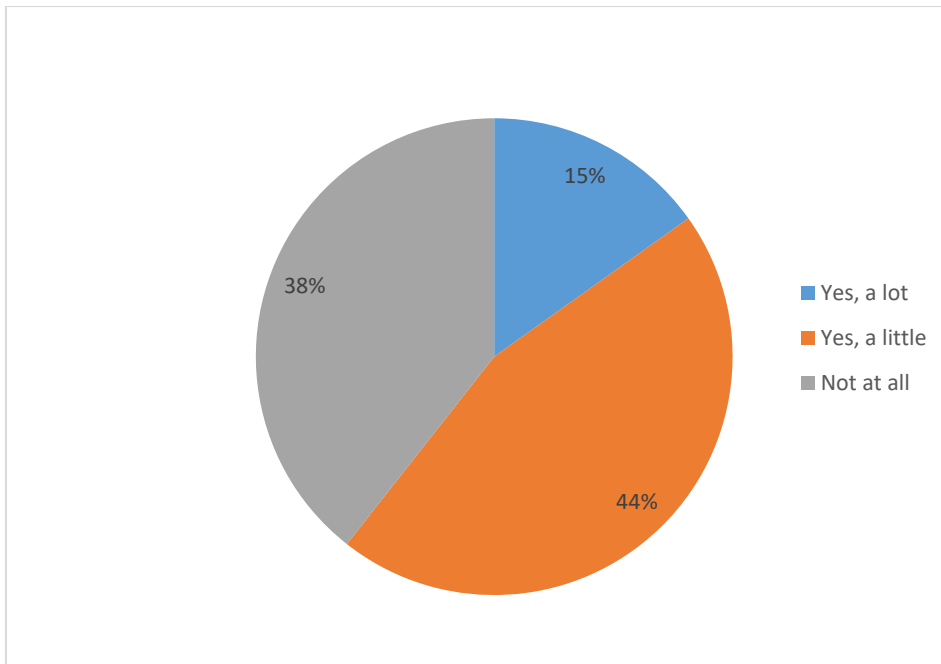
Do you have any physical or mental health conditions or illness lasting or expecting to last 12 months or more?

41% of respondents do not have a physical or mental health condition whilst 35% said they do. 24% preferred not to answer this question.



Do any of your conditions or illnesses reduce your ability to carry out day to day activities?

Of the respondents that said they have a physical or mental health condition or illness, 44% said the condition or illness has reduced their ability to carry out day to day activities a little 38% said it had not reduced their ability at all and 15% of respondents said it has reduced their ability a lot.

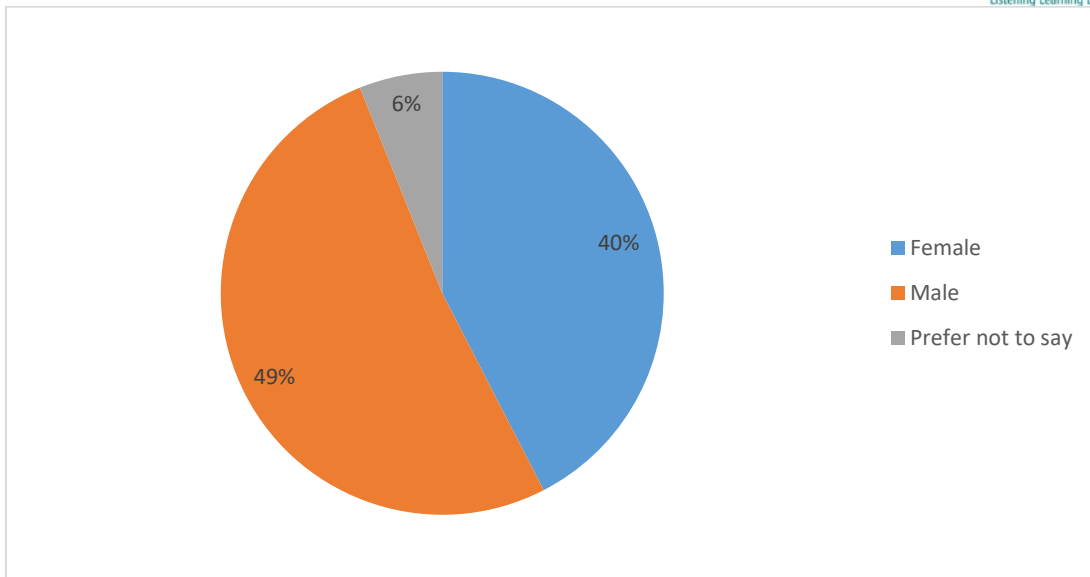


About the young people survey respondents

Our commitment to equal access for all

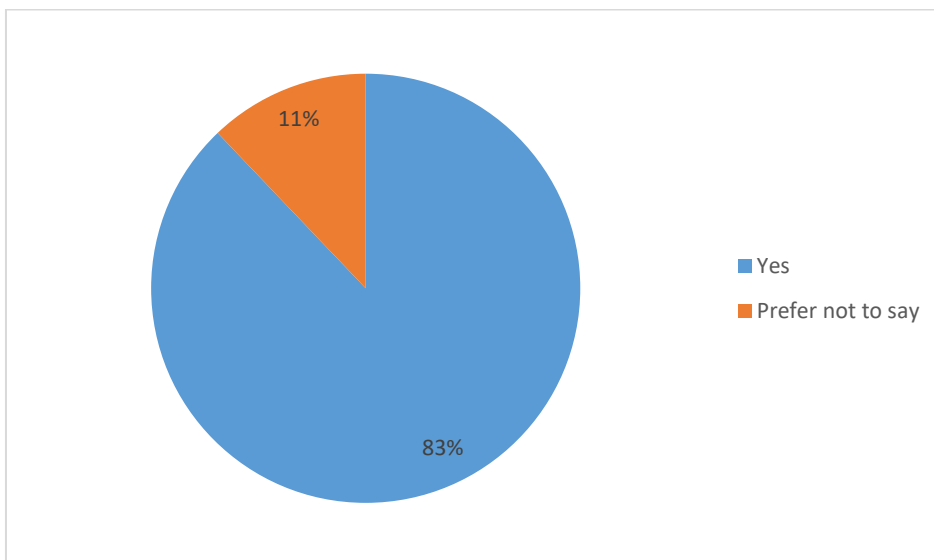
What is your sex?

Just under half of respondents (49%) are female and 40% are male. 6% preferred not to answer this question.



Is the gender you identify with the same as your sex registered at birth?

The vast majority (83%) consider their gender to be the same as their sex registered at birth. 11% preferred not to answer this question.

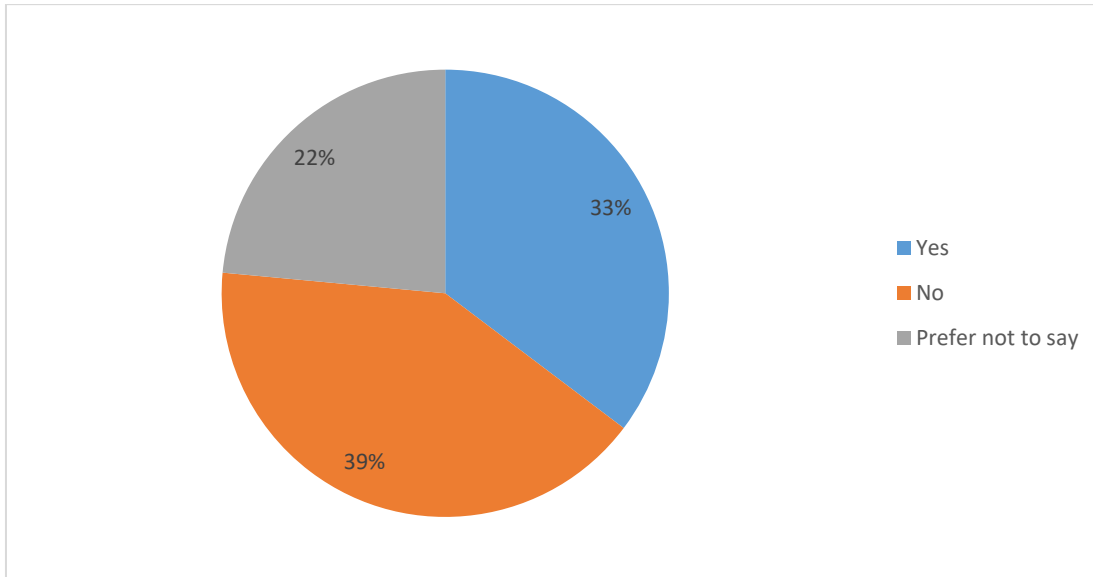


What is your ethnic group?

A majority (62%) are from a 'White British - English, Welsh, Scottish, Northern Irish' ethnic group, followed by white and Black Caribbean. 6% selected any other White background, 6% gypsy or Irish Traveller, 6% White and Black African, 6% Indian, 6% Bangladeshi' and 3 % Pakistani.

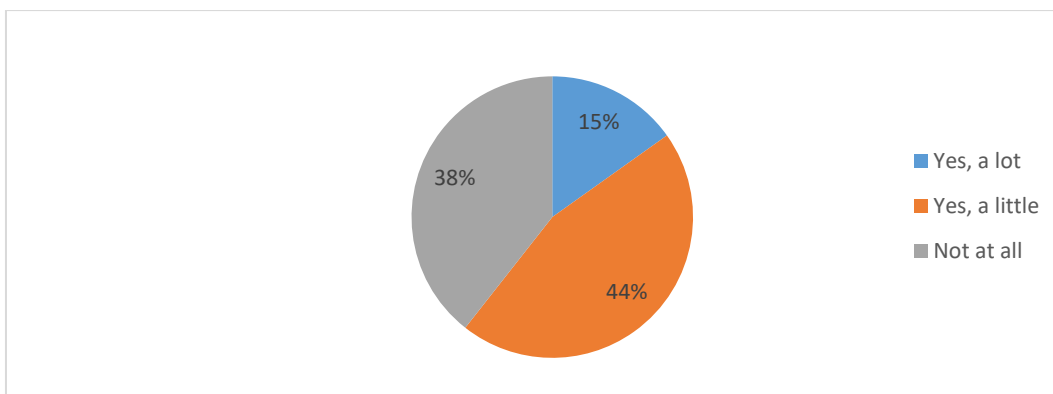
Do you have any physical or mental health conditions or illness lasting or expecting to last 12 months or more?

39% of respondents do not have a physical or mental health condition, whilst 33% said they do. 22% preferred not to answer this question.



Do any of your conditions or illnesses reduce your ability to carry out day to day activities?

Of the respondents that said they have a physical or mental health condition or illness, 44% stated that the condition or illness has reduced their ability to carry out day to day activities a little, followed by 38% who said not at all and 15% of respondents said it has reduced their ability a lot.



SURVEY

A copy of the Berinsfield Health and Wellbeing Insight Survey is provided below.

South Oxfordshire District Council and Oxfordshire County Council Public Health and a number of community partners (organisations helping to achieve our aims) are working on a project to find out more about health and wellbeing in places across the county which includes Berinsfield. We have been asked to find out more about the following:

- What kind of services, organisations and people in the community support health and wellbeing.
- What causes the biggest problems/barriers to people's health and wellbeing and what would help improve these?

What is health and wellbeing?

Health and wellbeing covers a range of topics including mental, physical, social, financial, spiritual, environmental, and vocational (employment, training volunteering and hobbies).

Please complete this survey by **10am on Friday 27 October**.

If you require support completing this survey or need it in a different format, please contact us on **BerinsfieldGV@southoxon.gov.uk** or you can call us on **01235 422236**.

What happens next?

Your views and experiences will help to create a useful picture of what people in Berinsfield think about health and wellbeing and how it can be improved. This will help South Oxfordshire District Council and Oxfordshire County Council and others to plan better for the future and develop services and projects to improve health and wellbeing in the area. There is also funding available to help us to progress actions following from this project.

Once the survey has closed, all comments will be reviewed, and a summary report will be produced. A copy of the report will be made available on our website - **southoxon.gov.uk/Berinsfield-Garden-Village/** This report will also be shared with Oxfordshire County Council and will be publicly available. You can read Oxfordshire County Council's Privacy Notice at: **<https://www.oxfordshire.gov.uk/council/about-website/privacy-notice#paragraph-5977>**

Personal details

Your feedback is anonymous. Any personal information you provide to the council within your comments that could identify you, will not be published in the summary report. All personal information supplied to the councils will be handled in accordance with the Data Protection Act 2018.

Further information is available in our privacy policy: **[southoxon.gov.uk/general-consultations-privacy-policy/](https://www.southoxon.gov.uk/general-consultations-privacy-policy/)**

A bit about you

(Please note, if you are **not** responding as an individual/member of the public, some of these questions may not be relevant).

Are you responding as:

- ☐ An individual/member of the public
- ☐ Voluntary and community sector organisation
- ☐ A business/organisation
- ☐ Other – please fill in the box below

1. What is your connection to Berinsfield village? Tick all that apply.

- ☐ I live here
- ☐ I work here
- ☐ I live outside Berinsfield village
- ☐ I regularly visit Berinsfield village
- ☐ I have an interest in the area
- ☐ Other – please fill out the box below:

1. How do you normally travel in and around Berinsfield village? Tick all that apply.

- ☐ Walking
- ☐ Taxi
- ☐ Bus
- ☐ Bicycle
- ☐ Car
- ☐ Motorbike/Moped
- ☐ E-scooter

☐ Other – please fill out the box below:

ase detail below:

4. What do you like about Berinsfield village? Tick a maximum of 3 options.

- ☐ Green spaces
- ☐ Community facilities and activities
- ☐ Access to local services
- ☐ Local family and friends
- ☐ None of the above
- ☐ Other (please specify below)

5. Other, if you have any further comments, please provide them below:

6. How far do you agree or disagree with the following statements about Berinsfield Village?

| | Strongly agree | Agree | Neither agree nor disagree | Disagree | Strongly Disagree | Not applicable |
|--|--------------------------|--------------------------|----------------------------|--------------------------|--------------------------|--------------------------|
| I feel I am part of the local community | <input type="checkbox"/> | <input type="checkbox"/> | <input type="checkbox"/> | <input type="checkbox"/> | <input type="checkbox"/> | <input type="checkbox"/> |
| I feel I am involved in decision-making processes (e.g. Parish Council meetings, network meetings or other | <input type="checkbox"/> | <input type="checkbox"/> | <input type="checkbox"/> | <input type="checkbox"/> | <input type="checkbox"/> | <input type="checkbox"/> |

| | | | | | | |
|---|--------------------------|--------------------------|--------------------------|--------------------------|--------------------------|--------------------------|
| local organisation meetings etc). | | | | | | |
| I feel my views are listened to when asked about Berinsfield Village. | <input type="checkbox"/> | <input type="checkbox"/> | <input type="checkbox"/> | <input type="checkbox"/> | <input type="checkbox"/> | <input type="checkbox"/> |
| I know how to find relevant information that benefits me and my family. | <input type="checkbox"/> | <input type="checkbox"/> | <input type="checkbox"/> | <input type="checkbox"/> | <input type="checkbox"/> | <input type="checkbox"/> |

7. If you have any other comments, please provide them below.

8. On a scale of 1-5, how physically and mentally well do you consider yourself? (1 meaning very well and 5 meaning very unwell).

| | 1 (very well) | 2 (quite well) | 3 (neither well nor unwell) | 4 (quite unwell) | 5 (very unwell) |
|-------------------|--------------------------|--------------------------|-----------------------------|--------------------------|--------------------------|
| Physically | <input type="checkbox"/> | <input type="checkbox"/> | <input type="checkbox"/> | <input type="checkbox"/> | <input type="checkbox"/> |
| Mentally | <input type="checkbox"/> | <input type="checkbox"/> | <input type="checkbox"/> | <input type="checkbox"/> | <input type="checkbox"/> |

9. What helps you to stay physically and mentally well? Tick all that apply.

☐ Strong social support network and relationships

- ☐ Physical activity and movement
- ☐ Activity or work that you feel is meaningful.
- ☐ Spending time outdoors or in nature
- ☐ Healthy and balanced diet
- ☐ Spirituality and religion
- ☐ Talking to people and seeking help
- ☐ Daily routine and structure
- ☐ Other (please specify below)

10. Other, if you have any other comments, please provide them below.

11. Are there any challenges you experience when trying to stay physically and mentally well? If so, tick all that apply.

- ☐ Personal motivation
- ☐ Mobility issues
- ☐ Lack of transport
- ☐ Cost and affordability
- ☐ Good quality affordable housing (including own rentable and home ownership)

- ☐ Job security
- ☐ Education and training opportunities
- ☐ Lack of access to the internet
- ☐ Health issues
- ☐ Lack of healthy and affordable food.
- ☐ Childcare
- ☐ Getting exercise (walking, cycling, or playing sport)
- ☐ Good, locally available services
- ☐ Other (please specify below)

12. Other – please tell us more in the box below:

13. Please select one of the options below regarding loneliness.

- ☐ I never feel lonely
- ☐ I rarely feel lonely
- ☐ I feel lonely sometimes
- ☐ I feel lonely most of the time
- ☐ I feel lonely all the time
- ☐ I don't know/not applicable

14. If you have any other comments, please provide them below.

15. If you do feel lonely, what would help you feel less lonely?

16. In relation to food, how far do you agree or disagree with the following statements.

| | Strongly agree | Agree | Neither agree nor disagree | Disagree | Strongly disagree |
|--|--------------------------|--------------------------|----------------------------|--------------------------|--------------------------|
| I can access affordable and healthy food options | <input type="checkbox"/> | <input type="checkbox"/> | <input type="checkbox"/> | <input type="checkbox"/> | <input type="checkbox"/> |
| I and/or my family maintain healthy lifestyle habits around food and eating. | <input type="checkbox"/> | <input type="checkbox"/> | <input type="checkbox"/> | <input type="checkbox"/> | <input type="checkbox"/> |
| I would value information, support about healthy food and eating habits. | <input type="checkbox"/> | <input type="checkbox"/> | <input type="checkbox"/> | <input type="checkbox"/> | <input type="checkbox"/> |

17. If you have any other comments, please provide them below.

Additional questions

18. Would you be happy to answer a few additional questions?

☐ Yes

☐ No, skip this section (**go to question 26**)

19. We want to find out what local services you use regularly, this could be social groups, fitness activities, local services, and organisations. Please list as many as you can in the box below.

20. How safe do you feel in Berinsfield village during the day and at night?

| | Very safe | Safe | Mostly safe | Not very safe | Not very safe at all | Not applicable/I don't know |
|----------------|--------------------------|--------------------------|--------------------------|--------------------------|--------------------------|-----------------------------|
| During the day | <input type="checkbox"/> | <input type="checkbox"/> | <input type="checkbox"/> | <input type="checkbox"/> | <input type="checkbox"/> | <input type="checkbox"/> |
| At night | <input type="checkbox"/> | <input type="checkbox"/> | <input type="checkbox"/> | <input type="checkbox"/> | <input type="checkbox"/> | <input type="checkbox"/> |

21. If you have any other comments, please provide them below.

22. How far do you agree or disagree with the following statements?

| | Strongly agree | Agree | Neither agree nor disagree | Disagree | Strongly disagree |
|---|--------------------------|--------------------------|----------------------------|--------------------------|--------------------------|
| I have the skills and/or qualifications to find employment | <input type="checkbox"/> | <input type="checkbox"/> | <input type="checkbox"/> | <input type="checkbox"/> | <input type="checkbox"/> |
| There are local opportunities to learn new skills and/or gain qualifications | <input type="checkbox"/> | <input type="checkbox"/> | <input type="checkbox"/> | <input type="checkbox"/> | <input type="checkbox"/> |
| I feel able to access to local opportunities to learn new skills and/or gain qualifications | <input type="checkbox"/> | <input type="checkbox"/> | <input type="checkbox"/> | <input type="checkbox"/> | <input type="checkbox"/> |

23. If you have any other comments, please provide them below.

Smoking, vaping and consuming alcohol:

This section of the survey we want to find out where smoking, vaping and consuming alcohol takes place in Berinsfield to gain a better understanding and help support the community.

24. Do you see people:

| | Yes | No | I don't know |
|--------------------------|--------------------------|--------------------------|--------------------------|
| Smoking/vaping | <input type="checkbox"/> | <input type="checkbox"/> | <input type="checkbox"/> |
| Consuming alcohol | <input type="checkbox"/> | <input type="checkbox"/> | <input type="checkbox"/> |
| Handling/consuming drugs | <input type="checkbox"/> | <input type="checkbox"/> | <input type="checkbox"/> |

25. If you answered yes to any of the above, where have you noticed this activity taking place?

(This could include areas you have noticed increased amount of litter related to alcohol consumption).

Anything else?

26. If there is anything else that you wish to tell us, please provide your comments below.

Our commitment to equal access for all

We are committed to making sure that residents have equal access to all council services. Please help us to keep track of how successfully we are achieving this by ticking the appropriate boxes below.

All questions are optional. All information is confidential and will only be used to help us monitor whether views differ across the community.

27. What is your sex?

- ☐ Female
- ☐ Male
- ☐ Prefer not to say

28. Is the gender you identify with the same as your sex registered at birth?

- ☐ Yes
- ☐ Prefer not to say
- ☐ No (please specify in the box below):

29. How old are you?

- ☐ 16-24

- ☐ 25-34
- ☐ 35-44
- ☐ 45-54
- ☐ 55-64
- ☐ 65-74
- ☐ 75+
- ☐ Prefer not to say

30. What is your ethnic group?

- ☐ Prefer not to say

White

- ☐ English, Welsh, Scottish, Northern Irish, British
- ☐ Irish
- ☐ Gypsy or Irish Traveller
- ☐ Roma
- ☐ Any other White Background

Asian or Asian British

- ☐ Indian
- ☐ Pakistani
- ☐ Bangladeshi
- ☐ Chinese
- ☐ Any other Asian background

Black, Black British, Caribbean, or African

- ☐ Caribbean

- ☐ African
- ☐ Any other Black, Black British, or Caribbean background

Mixed or Multiple Ethnic Groups

- ☐ White and Black Caribbean
- ☐ White and Black African
- ☐ White and Asian
- ☐ Any other Mixed or Multiple Background

Other Ethnic Group

- ☐ Arab
- ☐ Other: Please specify in the box below:

31. Do you have any physical or mental health conditions or illness lasting or expecting to last 12 months or more?

- ☐ Yes
- ☐ No (**finish survey**)
- ☐ Prefer not to say (**finish survey**)

32. Do any of your conditions or illnesses reduce your ability to carry out day to day activities?

- ☐ Yes, a lot
- ☐ Yes, a little
- ☐ Not at all

Thank you for your feedback!

We appreciate you taking the time to provide us with your feedback, and we value your views.

If you would like to get involved by attending a Focus Group which will go into more detail about the questions asked in this survey, please contact **BerinsfieldGV@southandvale.gov.uk** or call **01235 422236**. (Text phone users add **18001** before dialling)

How to send this form back to us

Please return this comment form to:

- **Freepost SOUTH AND VALE CONSULTATIONS** (no other address information or stamp is needed)
- Or return this form to The Berin Centre, Wimblestraw Road, Berinsfield, Oxfordshire, OX10 7LZ

Engagement Poster

A copy of the poster advertised on social media and distributed to around the community is provided below.



South Oxfordshire District Council
Listening Learning Leading

OXFORDSHIRE COUNTY COUNCIL

TAKE PART IN OUR HEALTH AND WELLBEING SURVEY

Help us to find about health and wellbeing in Berinsfield and how it can be improved.

We Need Help To Find Out:

- What kind of things (like organisations, services, and people in the community) support health and wellbeing?
- What causes the biggest problems/barriers to people's health and wellbeing and what would help improve these?

VISIT [SOUTHOXON.GOV.UK/BERINSFIELDHWSURVEY](https://southoxon.gov.uk/berinsfieldhwsurvey) OR SCAN THE QR CODE

HOW WE HAVE USED RESULTS OF THE SURVEY

Thank you for responding to the survey. Your views and experiences will help to create a useful picture of what people in Berinsfield think about health and wellbeing and how it can be improved. This will help South Oxfordshire District Council and Oxfordshire County Council and others to plan better for the future and develop services and projects to improve health and wellbeing in the area. There is also funding available to help us to progress actions following from this project.

FURTHER INFORMATION

If you would like more information about the results presented in this report or to enquire about the councils work on the Berinsfield Health and Wellbeing project, please contact:

Garden Communities Team

South Oxfordshire/ Vale of White Horse District Council
01235 422 236

BerinsfieldGV@southandvale.gov.uk

or you require this report in an alternative format (for example large print, Braille, audio, email, Easy Read and alternative languages) please contact:

Consultation and Community Engagement Team

South Oxfordshire/ Vale of White Horse District Council
01235 422 425

haveyoursay@southandvale.gov.uk

End.